Peppermint Grove
The Garden Shire

SHIRE OF PEPPERMINT GROVE

ATTACHMENTS

Ordinary Council Meeting
Attachments

24th November 2026

TABLE OF CONTENTS

Attachments:

Item 8.1: **Payment details – October 2026**
Credit Cards – October 2026

Item 8.2: **Monthly Financial Report – October 2026**

Item 8.3: **Shire of Peppermint Grove Tennis Club Minutes from OCM 22-09-26**

Accounts Paid - October 2026

Payment / Invoice	Date	Description	Amount
EFT Payment			
EFT Payment - EFT00165			
3000 - SuperChoice Aware Superannuation			
PJ002135	01/10/26	FORTNIGHT 2027- 7 - From Payroll	6,052.52
SUPER OCT 26 1	01/10/26	Superannuation Contribution	15,048.95
		Total 3000	**21,101.47**
		Total EFT00165	**21,101.47**
EFT Payment - EFT00166			
3149 - Councillor			
261002 COUNCILLOR 1ST	02/10/26	Sitting Fee 1st Qtr 2026-27	2,938.00
		Total 3149	**2,938.00**
3150 - Councillor			
261002 COUNCILLOR 1ST	02/10/26	Sitting Fee 1st Qtr 2026-27	11,221.00
		Total 3150	**11,221.00**
3152 - Councillor			
261001 COUNCILLOR 1ST	02/10/26	Sitting Fee 1st Qtr 2026-27	2,938.00
		Total 3152	**2,938.00**
3627 - Councillor			
261002 COUNCILLOR 1ST	02/10/26	Sitting Fee 1st Qtr 2026-27	4,319.00
		Total 3627	**4,319.00**
3949 - Councillor			
261002 COUNCILLOR 1ST	01/10/26	Sitting Fee 1st Qtr 2026-27	2,938.00
		Total 3949	**2,938.00**
3950 - Councillor			
261002 COUNCILLOR 1ST	02/10/26	Sitting Fee 1st Qtr 2026-27	2,938.00
		Total 3950	**2,938.00**
V00143 - Councillor			
261002 COUNCILLOR 1ST	02/10/26	Sitting Fee 1st Qtr 2026-27	2,938.00
		Total V00143	**2,938.00**
		Total EFT00166	**30,230.00**
EFT Payment - EFT00167			
3000 - SuperChoice Aware Superannuation			
261005 COUNCILLOR SUP	05/10/26	All councillors super payment 1 Qrt 26/27	3,627.60
		Total 3000	**3,627.60**
		Total EFT00167	**3,627.60**
EFT Payment - EFT00168			
162 - Western Metropolitan Regional Council			
V260831-4 PO00914	30/09/26	Order PO00914	4,587.59
M-2609342	15/09/26	Invoice PINV01858	9,983.56
		Total 162	**14,571.15**
1933 - KONE ELEVATORS PTY LTD			
196343786 PO00875	01/09/26	Kone lift maintenance & 4G data service Jul - Dec 2026	1,542.35
		Total 1933	**1,542.35**
2093 - SHAMROCK ELECTRICS			
INV-50121 PO00973	24/09/26	Order PO00973	2,695.00
		Total 2093	**2,695.00**
2233 - EASISALARY PTY LTD			

Accounts Paid - October 2026

Payment / Invoice	Date	Description	Amount
	01/10/26	Salary Sacrifice	682.85
	01/10/26	Salary Sacrifice	1,102.47
	01/10/26	Salary Sacrifice	53.61
		Total 2233	**1,838.93**
2414 - Open Systems Technology Pty Ltd (Council First)			
SI010010	29/09/26	Invoice PINV01843	412.50
SI009992	21/09/26	Invoice PINV01846	393.17
SC000796	30/09/26	CR/Adj Note PCR00117	-326.70
		Total 2414	**478.97**
3008 - CIVICA PTY LTD			
C/LA049720	01/09/26	Invoice PINV01859	3,237.30
		Total 3008	**3,237.30**
3012 - Bunnings Trade			
2402/01346239 PO00981	10/09/26	Order PO00981	504.30
		Total 3012	**504.30**
3047 - PERTH IRRIGATION CENTRE (PIC)			
J3452 PO00974	02/09/26	Order PO00974	624.00
		Total 3047	**624.00**
3051 - TEMPTATIONS CATERING			
E33435 PO00897	08/09/26	Order PO00897	482.11
		Total 3051	**482.11**
3061 - DEPARTMENT OF TRANSPORT AND MAJOR INFRASTRUCTURE - OPERATING			
8103509	10/09/26	Invoice PINV01855	10.20
		Total 3061	**10.20**
3120 - Westbooks			
358889 PO00985	30/09/26	Order PO00985	630.22
		Total 3120	**630.22**
3233 - THE CHURCHES COMMISSION ON EDUCATION T/A YOUTHCARE			
ARINV08772 PO00996	25/09/26	Order PO00996	1,650.00
		Total 3233	**1,650.00**
3357 - Fasta Couriers & Taxi Trucks			
328081	30/09/26	Invoice PINV01847	48.32
		Total 3357	**48.32**
3405 - PORTER CONSULTING ENGINEERS			
00026602 PO00923	30/09/26	Preliminary design for relocated sump	2,750.00
0026618 PO00940	30/09/26	Order PO00940	2,750.00
		Total 3405	**5,500.00**
3436 - Sports Turf Technology			
INV-4709 PO00986	29/09/26	Water sample	1,606.00
		Total 3436	**1,606.00**
3688 - POOLEGRAVE SIGNS & ENGRAVING			
37666 PO00119	25/09/26	Memorial plaques	165.00
		Total 3688	**165.00**
3878 - Market Creations Technology Pty Ltd T/as Intergrated ICT			
45117	30/09/26	Invoice PINV01838	394.46
45098	30/09/26	Security as a service - Sept 26	1,999.14
45097	30/09/26	Invoice PINV01840	1,826.06
44931	30/09/26	Invoice PINV01841	1,375.22
44930	30/09/26	Invoice PINV01842	1,634.82

Accounts Paid - October 2026

Payment / Invoice	Date	Description	Amount
		Total 3878	**7,229.70**
3887 - People Sense Pty Ltd T/as Altius			
62239	30/09/26	Invoice PINV01844	713.15
62545	30/09/26	Invoice PINV01853	724.73
		Total 3887	**1,437.88**
3943 - Pay@bility Pty Ltd T/A Benefit@bility			
	01/10/26	Salary Sacrifice	767.83
		Total 3943	**767.83**
3998 - Professional Tree Surgeons			
2885 PO00796	01/09/26	The Esplanade - Tree Pruning	1,237.50
2878 PO00490	01/09/26	1Street tree maintenance services FY25.26	4,482.50
2864 PO00490	01/09/26	1Street tree maintenance services FY25.26	2,722.50
2863 PO00490	01/09/26	1Street tree maintenance services FY25.26	3,712.50
2550 PO00490	01/09/26	1Street tree maintenance services FY25.26	5,572.00
2549 PO00490	01/09/26	1Street tree maintenance services FY25.26	4,283.13
2548 PO00490	01/09/26	1Street tree maintenance services FY25.26	3,580.50
2515 PO00490	01/09/26	1Street tree maintenance services FY25.26	5,929.00
2359 PO00490	01/09/26	1Street tree maintenance services FY25.26	2,865.50
2674 PO00490	01/09/26	1Street tree maintenance services FY25.26	16,065.50
2600 PO01003	01/09/26	Various tree work	5,351.50
2514 PO01003	01/09/26	Various tree work	7,724.62
2460 PO01003	01/09/26	Various tree work	1,485.00
2362 PO01003	01/09/26	Various tree work	2,559.73
INV-3268 PO01003	01/09/26	Various tree work	1,155.00
		Total 3998	**68,726.48**
4001 - Food Technology Services Pty Ltd			
190 PO00937	05/10/26	Order PO00937	496.09
		Total 4001	**496.09**
598 - PHIL JOHNSON PLUMBING & GAS			
22837	29/09/26	Invoice PINV01848	150.00
22708	21/09/26	Invoice PINV01861	966.00
		Total 598	**1,116.00**
693 - Clean City Group Pty Ltd			
1988 PO00904	07/09/26	Bin Return service July to Decmber 26	1,182.50
1987 PO00904 2	01/09/26	Bin Return service July to Decmber 26	935.00
1989 PO00904	13/09/26	Bin Return service July to Decmber 26	935.00
2004 PO00904	04/10/26	Bin Return service July to Decmber 26	1,100.00
1998 PO00904	28/09/26	Bin Return service July to Decmber 26	935.00
1999 PO00905	29/09/26	Park inspections and general maintenance 26-27	2,145.00
		Total 693	**7,232.50**
697 - LGIS WA			
100-164165-02	01/10/26	Public Liability 26-27	71,456.67
		Total 697	**71,456.67**
883 - FujiFilm Business Innovations Australia PtyLtd			
QI562209	22/09/26	Lease principle	1,841.40
		Total 883	**1,841.40**
V00009 - Landscape and Maintenance Solutions			
INV-5605 PO00906	01/10/26	Order PO00906	3,488.10
CN-5588	07/09/26	CR/Adj Note PCR00118	-2,542.10
		Total V00009	**946.00**

Accounts Paid - October 2026

Payment / Invoice	Date	Description	Amount
V00067 - BrightMark Group Pty Ltd			
7946 PO00920	30/09/26	Cleaning Library - Jul 2026	11,240.45
		Total V00067	**11,240.45**
V00068 - FUJIFILM IT SERVICES (Codeblue Australia Pty Ltd)			
CBAU1284170	26/09/26	Invoice PINV01812	407.00
CBAU1284333	21/09/26	Invoice PINV01850	1,848.00
		Total V00068	**2,255.00**
V00095 - Adrian Zori Pty Ltd			
261007 REFUND BA2023.00011 56	07/10/26	Invoice PINV01856	5,000.00
		Total V00095	**5,000.00**
V00109 - Horizon Nexus (WA) Audit PTY LTD			
29346 PO001001	30/09/26	Order PO01001	1,540.00
		Total V00109	**1,540.00**
V00172 - DRIVA PTY LTD			
	01/10/26	Salary Sacrifice	893.16
		Total V00172	**893.16**
V00192 - Rob Harvey			
261007 REFUND BA2024.00008 30R	07/10/26	Invoice PINV01857	1,000.00
		Total V00192	**1,000.00**
V00193 - Meaghan White			
261008 HERITAGE GRANTS 72 LEAKE	08/10/26	Heritage grant payments	13,000.00
		Total V00193	**13,000.00**
		Total EFT00168	**231,763.01**
EFT Payment - EFT00169			
3029 - Australian Taxation Office			
	01/02/26	GST January Settlement	-5,424.21
PJ001773	03/09/26	FORTNIGHT 2027- 5 - From Payroll	17,630.00
PJ002026	17/09/26	FORTNIGHT 2027- 6 - From Payroll	17,824.00
	01/10/26	GST September Settlement	2,162.00
	01/10/26	GST September Settlement	-27,372.00
261014 FBT 1ST QRT 26	14/10/26	FBT 1st Qrt 26/27	750.00
		Total 3029	**5,569.79**
		Total EFT00169	**5,569.79**
EFT Payment - EFT00170			
3000 - SuperChoice Aware Superannuation			
PJ002148	15/10/26	FORTNIGHT 2027- 8 - From Payroll	5,985.76
SUPER OCT 26 2	15/10/26	Superannuation Contribution	15,277.89
		Total 3000	**21,263.65**
		Total EFT00170	**21,263.65**
EFT Payment - EFT00171			
1 - Australia Post			
1014990556	03/10/26	Parcel postage	434.95
		Total 1	**434.95**
162 - Western Metropolitan Regional Council			
M-2610144	01/10/26	Invoice PINV01885	9,433.85
V260930-4 PO00914	01/10/26	Order PO00914	4,637.55
		Total 162	**14,071.40**
2093 - SHAMROCK ELECTRICS			
INV-50037 PO00900	01/10/26	Order PO00900	6,972.13

Accounts Paid - October 2026

Payment / Invoice	Date	Description	Amount
		Total 2093	**6,972.13**
2233 - EASISALARY PTY LTD			
	15/10/26	Salary Sacrifice	682.85
	15/10/26	Salary Sacrifice	1,102.47
	15/10/26	Salary Sacrifice	53.61
		Total 2233	**1,838.93**
2414 - Open Systems Technology Pty Ltd (Council First)			
SI010023	06/10/26	Invoice PINV01877	111.38
SI010028	09/10/26	Invoice PINV01879	387.48
SI010033	15/10/26	Invoice PINV01881	35.20
SI010042	16/10/26	Microsoft Business Basic	374.07
		Total 2414	**908.13**
300 - VEOLIA RECYCLING & RECOVERY (PERTH) PTY LTD			
168489 PO00970	01/10/26	Residential Waste - MSW	- 490.40
168489	01/10/26	Inv 168489	22,851.32
8101460294 PO00912 2	01/10/26	Depot bin- skip bin 26-27	589.37
		Total 300	**22,950.29**
3045 - DORMAKABA AUSTRALIA PTY LTD			
35WA1513760	15/10/26	Invoice PINV01884	209.00
		Total 3045	**209.00**
3050 - ENVIRO SWEEP PTY LTD (EWCS)			
148359 PO00910	09/10/26	Road sweeping sevices 26-27	2,590.45
		Total 3050	**2,590.45**
3051 - TEMPTATIONS CATERING			
E33424 PO00897	13/10/26	Order PO00897	464.69
		Total 3051	**464.69**
3200 - BOB JANE T-MARTS			
201023 PO00990	01/10/26	2 x Tyres for Depot ute	811.00
		Total 3200	**811.00**
3230 - Sontec Integrated Systems			
22867	14/10/26	Invoice PINV01887	420.75
		Total 3230	**420.75**
3241 - Fire Shield Services			
INV68986 PO00999	06/10/26	Order PO00999	636.35
		Total 3241	**636.35**
3301 - PAPERBARK TECHNOLOGIES PTY LTD			
10858 PO00998	14/10/26	Order PO00998	380.00
		Total 3301	**380.00**
340 - TOWN OF COTTESLOE			
371	08/10/26	Invoice PINV01878	11,238.55
		Total 340	**11,238.55**
3550 - Connect Call Centre Services			
123047	15/10/26	Invoice PINV01880	12.16
		Total 3550	**12.16**
3604 - Officeworks			
632701990 PO01011	13/10/26	Order PO01011	90.80
		Total 3604	**90.80**
3764 - Waterlogic Australia Pty.Ltd.			
5660890 PO00881	01/10/26	Order PO00881	219.53
		Total 3764	**219.53**

Accounts Paid - October 2026

Payment / Invoice	Date	Description	Amount
3783 - Chellew Hawley Pty Ltd t/as Sifting Sands			
INV-4467 PO00891	08/10/26	Playground Sand sifting 26/27	2,167.00
		Total 3783	**2,167.00**
3892 - Telstra Limited			
6362254800 OCT 26	08/10/26	Invoice PINV01891	75.00
4074199284 OCT 26	10/10/26	Invoice PINV01892	43.00
4074199292	10/10/26	Depot - Oct 26	112.00
		Total 3892	**230.00**
3913 - Delivering Outcomes Pty Ltd			
INV-0142 PO00988	01/10/26	Order PO00988	3,289.00
		Total 3913	**3,289.00**
3943 - Pay@bility Pty Ltd T/A Benefit@bility			
	15/10/26	Salary Sacrifice	767.83
		Total 3943	**767.83**
3998 - Professional Tree Surgeons			
2857 PO01003	01/10/26	Various tree work	1,237.50
		Total 3998	**1,237.50**
448 - LANDGATE			
78676516	01/10/26	Invoice PINV01875	112.49
		Total 448	**112.49**
52 - Iron Mountain Australia Group Pty Ltd			
AU3100158224	01/10/26	Invoice PINV01876	16.94
		Total 52	**16.94**
598 - PHIL JOHNSON PLUMBING & GAS			
22838	02/10/26	Invoice PINV01886	160.00
		Total 598	**160.00**
693 - Clean City Group Pty Ltd			
2006 PO00904	11/10/26	Bin Return service July to Decmber 26	935.00
2007 PO00904	19/10/26	Bin Return service July to Decmber 26	1,100.00
		Total 693	**2,035.00**
V00025 - The Chung Wah Association Inc			
8079 PO01004	01/10/26	Order PO01004	385.00
		Total V00025	**385.00**
V00068 - FUJIFILM IT SERVICES (Codeblue Australia Pty Ltd)			
CBAU1284559	01/10/26	Invoice PINV01889	506.00
CBAU1284572	01/10/26	Invoice PINV01890	610.50
CBAU1284574	01/10/26	Invoice PINV01787	595.07
CBAU1284516	01/10/26	Invoice PINV01894	407.00
		Total V00068	**2,118.57**
V00127 - DEPARTMENT OF LOCAL GOVERNMENT, INDUSTRY REGULATION AND SAFETY			
261020 BSL SEPT 26	20/10/26	Invoice PINV01888	103.30
		Total V00127	**103.30**
V00157 - LEE-ANNE OBER			
00134 PO00872	01/10/26	Order PO00872	2,974.13
00135 PO00872	01/10/26	Order PO00872	3,060.75
		Total V00157	**6,034.88**
V00172 - DRIVA PTY LTD			
	15/10/26	Salary Sacrifice	893.16

Accounts Paid - October 2026

Payment / Invoice	Date	Description	Amount	
		Total V00172	**893.16**	
V00182 - Western Environmental Pty Ltd				
INV-4869 PO00966	01/10/26	Order PO00966	4,686.00	
		Total V00182	**4,686.00**	
V00195 - FIRSTAIDPRO AUSTRALIA PTY. LTD.				
V1931270 PO01017	22/10/26	First Aid Training Tuesday 20th October - Min day rate	650.00	
V1930054 PO01017	22/10/26	First Aid Training Tuesday 20th October - Min day rate	650.00	
		Total V00195	**1,300.00**	
		Total EFT00171	**89,785.78**	
EFT Payment - EFT00172				
3000 - SuperChoice Aware Superannuation				
PJ002246	29/10/26	FORTNIGHT 2027- 9 - From Payroll	6,034.65	
SUPER OCT 26 3	29/10/26	Superannuation Contribution	15,222.46	
		Total 3000	**21,257.11**	
		Total EFT00172	**21,257.11**	
		Grand Total - EFT Payment		**$424,598.41**
Other				
Other - DD00206				
3062 - WATER CORPORATION				
9001298479 0084	01/10/26	Drainage reserve at Johnston Street 14/7/26-11/9/26	501.49	
		Total 3062	**501.49**	
		Total DD00206	**501.49**	
Other - DD00207				
3062 - WATER CORPORATION				
9001298815 0155	01/10/26	Invoice PINV01868	734.82	
		Total 3062	**734.82**	
		Total DD00207	**734.82**	
Other - DD00208				
3062 - WATER CORPORATION				
9001300655 0132	01/10/26	Invoice PINV01869	45.02	
		Total 3062	**45.02**	
		Total DD00208	**45.02**	
Other - DD00209				
3062 - WATER CORPORATION				
9001305640 0131	01/10/26	Invoice PINV01870	225.08	
		Total 3062	**225.08**	
		Total DD00209	**225.08**	
Other - DD00210				
123 - Synergy				
2440024769	01/10/26	Library electricity 14/8/26-10/9/26	6,272.30	
		Total 123	**6,272.30**	
		Total DD00210	**6,272.30**	
Other - DD00211				
3899 - Grenke GC Leasing Melbourne Pty Ltd				
67153/2026	01/10/26	Invoice PINV01872	5,672.80	
		Total 3899	**5,672.80**	
		Total DD00211	**5,672.80**	
Other - DD00212				
V00138 - HPE Financial Services				
100001936434	01/10/26	Invoice PINV01873	1,391.50	

Accounts Paid - October 2026

Payment / Invoice	Date	Description	Amount	
		Total V00138	**1,391.50**	
		Total DD00212	**1,391.50**	
Other - DD00213				
V00138 - HPE Financial Services				
100001936435	01/10/26	Library	554.40	
		Total V00138	**554.40**	
		Total DD00213	**554.40**	
Other - DD00214				
123 - Synergy				
2540026848	02/10/26	Shire Office Electricity 1/8/26-30/9/26	428.54	
		Total 123	**428.54**	
		Total DD00214	**428.54**	
Other - DD00215				
123 - Synergy				
2624023131	06/10/26	Streetlights (2) 28/8/26-27/9/26	45.66	
		Total 123	**45.66**	
		Total DD00215	**45.66**	
Other - DD00216				
123 - Synergy				
2104520300	06/10/26	Streetlights - Various 25/8/26 - 24/9/26	3,910.97	
		Total 123	**3,910.97**	
		Total DD00216	**3,910.97**	
		Grand Total - Direct Debit		**$19,782.58**
Other - CC00028				
3084 - Shire Credit Cards -NAB Visa flexi purchase				
MCCS 29 AUG 29 SEPT 2026	01/10/26	MCCS 29 AUG 29 SEPT 2026	303.66	
ALS 29 AUG TO 29 SEPT 2026	01/10/26	ALS 29 AUG TO 29 SEPT 2026	4,757.86	
MDS 29 AUG TO 29 SEPT 26	01/10/26	MDS 29 AUG TO 29 SEPT 26	98.82	
DEPOT 29 AUG TO 29 SEPT 26	01/10/26	DEPOT 29 AUG TO 29 SEPT 26	1,723.83	
CLS 29 AUG TO 29 SEPT 26	01/10/26	CLS 29 AUG TO 29 SEPT 26	2,744.13	
ADMIN 29 AUD TO 29 SEPT 26	01/10/26	ADMIN 29 AUD TO 29 SEPT 26	6.82	
NAB VISA FEE SEPT 26	01/10/26	NAB VISA FEE SEPT 26	110.00	
CEO 29 AUG TO 29 SEPT 26	01/10/26	CEO 29 AUG TO 29 SEPT 26	6.82	
DEPOT 29 AUG 29 SEPT 2026	01/10/26	DEPOT 29 AUG 29 SEPT 2026	577.95	
MIS 29 AUG TO 29 SEPT 26	01/10/26	MIS 29 AUG TO 29 SEPT 26	1,739.46	
		Total 3084	**12,069.35**	
		Total CC00028	**12,069.35**	
		Grand Total - Credit Cards		**$12,069.35**
		Grand Total - Payroll		**$184,437.44**
		Grand Total - Bank Charges		**$983.18**
		Grand Total - October 2026		**$641,870.96**





Statement for

NAB Visa Purchasing

NAB Purchasing & Corporate Card Support - GPO Box 9992 Melbourne Victoria 3001
Phone: 13 10 12 between 7am and 9pm AEST, Monday to Friday,
8am and 6pm AEST, Saturday and Sunday
Email: corporatecardsupport@nab.com.au
Lost & Stolen Cards: 1800 033 103 (24 Hrs, 7 Days a Week)



/54549
SHIRE OF PEPPERMINT GROVE
ATTN: JEREMY CLAPHAM
PO BOX 221
COTTESLOE WA 6011

Statement Period:	30 September 2026 to 28 October 2026
Company Account No:	4715 2799 0002 0601
Facility Limit:	$50,000

Your Account Summary

Balance from Previous Statement	**$12,069.35** DR
Payments and Other Credits	$12,095.86 CR
Purchases, Cash Advances	$9,057.39 DR
Interest and Other Charges	$171.38 DR
Closing Balance	**$9,202.26** DR

See reverse for transaction details

0031155 301/4715279900020601 / E-54549 S-105760 I-211519

YOUR REQUIRED PAYMENT OF $9,202.26 WILL BE DEBITED TO ACCOUNT 000086492- 0000508232566 ON THE DUE DATE 09/11/2026 AS PER OUR AGREEMENT.

Transaction Record For: Billing Account

Date	Amount A$	Details	Explanation	Cost Coding	GST / FBT Paid	Reference
12 Oct 2026	$12,069.35 CR	DIRECT DEBIT PAYMENT				74715276282
Total for this Period:	$12,069.35 CR					

Cardholder Summary

Cardholder Account	Cardholder Name	Credit Limit	Payments and other Credits (A)	Purchases and Cash Advances (B)	Interest and Other Charges (C)	Net Totals (B+C-A)
4715-2766-5871-3858	FEE ACCT 000217852-0	$0	$0.00	$0.00	$110.00	$110.00
4715-2766-5873-6883	MR STEWART FARLEY	$3,000	$0.00	$2,976.02	$6.82	$2,982.84
4715-2766-5955-5241	MR DONALD S BURNETT	$10,000	$26.51	$1,928.01	$6.82	$1,908.32
4715-2766-6054-1719	MR TIMOTHY CHARLES W	$1,000	$0.00	$371.75	$6.82	$378.57
4715-2766-6054-1727	MR ROBERT IAIN YOUNG	$1,000	$0.00	$756.12	$6.82	$762.94
4715-2766-6149-3555	JOEL LEE DIETER GAJI	$5,000	$0.00	$415.05	$6.82	$421.87
4715-2766-6217-2539	MR JEREMY CHARLES CL	$5,000	$0.00	$413.57	$6.82	$420.39
4715-2766-6248-2078	MS PENNY ASKIN	$500	$0.00	$113.70	$6.82	$120.52
4715-2767-0252-3964	MR LANCE HOPKINSON	$5,000	$0.00	$1,568.22	$6.82	$1,575.04
4715-2767-0306-8878	MR DARREN MCBRIDE	$5,000	$0.00	$514.95	$6.82	$521.77
4715-2799-0002-0601	**BILLING ACCOUNT**	**$0**	**$12,069.35**	**$0.00**	**$0.00**	**$12,069.35 CR**
			$12,095.86	$9,057.39	$171.38	$2,867.09 CR

Transaction Type	Annual Percentage Rate	Daily Percentage Rate
Purchase	0.000%	0.00000%

4715279000020601 / E-54549 S-105760 I-211520

Shire of Peppermint Grove
NOV 05 2026
RECEIVED

National Australia Bank Limited
ABN 12 004 044 937

Australian Credit Licence 230686

Cards Australia
Corporate Cards
GPO Box 9992
Melbourne VIC 3001
Telephone 13 10 12
Fax 1300 6565 19

October 29, 2026

049 00868.2587.01
Attn: Jeremy Clapham
Shire of Peppermint Grove
PO Box 221
Cottesloe
WA 6011

TAX INVOICE

Invoice date: **29/10/2026**
Invoice number: **I21785226302**

Description	No of Users	User Fee inc GST	Total Amount Inc GST
October 2026 FlexiPurchase User Fee*	9	$6.82	$61.38
October 2026 Maintenance Fee			$110.00
Total Amount			$171.38
* This appears on your statement as "CC FP USER FEE"		**Total GST**	$15.58

Do not send a cheque.

The bank has charged your National Purchasing Card Account for the FlexiPurchase User Fee on the last cycle date.

The bank has charged your National Purchasing Card Account for the Monthly Maintenance Fee on the 1st business day after the last cycle date.

If you have any queries with this Fee Invoice please email corporatecardsupport@nab.com.au.

Thanks,

NAB

2587010010086801

FlexiPurchase
Account Statement

Statement for NAB

Statement Period: 30 Sep 2026 to 28 Oct 2026
Cardholder Name: Stewart Farley

JSKR VISA Purchasing Card (Client Expenses)

Date	Details	Approval	Receipt	Amount ($AUD)
GL Code	CC Code	Department	Net	Tax	Gross
01 Oct 2026	Woolworths/Cottesloe Grov Cottesloe	**Approved**	☑	$19.90
22650	1150	4001	$18.09	$1.81	$19.90
Purchase Woolworths/Cottesloe Grov school holiday craft supplies					
03 Oct 2026	Amazon Reta* Amazon Au Sydney	**Approved**	☑	$44.42
22540	1150	4001	$40.38	$4.04	$44.42
Purchase Amazon Reta* Amazon Au junior book purchases					
02 Oct 2026	Educational Art Suppli Nedlands	**Approved**	☑	$191.63
22650	1150	4001	$174.21	$17.42	$191.63
Purchase Educational Art Suppli school holiday craft supplies					
04 Oct 2026	Amazon Marketplace Au Sydney	**Approved**	☑	$191.69
22540	1150	4001	$174.26	$17.43	$191.69
Purchase Amazon Marketplace Au junior book purchases - special box sets					
04 Oct 2026	Target 5076 Bull Creek	**Approved**	☑	$154.00
22540	1150	4001	$140.00	$14.00	$154.00
Purchase Target 5076 junior book purchases					
30 Sep 2026	Red Dot Home Willetton	**Approved**	☑	$123.71
22650	1150	4001	$112.46	$11.25	$123.71
Purchase Red Dot Home school holiday craft supplies					
02 Oct 2026	Amazon Marketplace Au Sydney	**Approved**	☑	$115.11
22540	1150	4001	$104.65	$10.46	$115.11
Purchase Amazon Marketplace Au junior book purchases					
05 Oct 2026	Amazon Reta* Amazon Au Sydney	**Approved**	☑	$27.75
22540	1150	4001	$25.23	$2.52	$27.75
Purchase Amazon Reta* Amazon Au junior book purchases					
05 Oct 2026	Amazon Reta* Amazon Au Sydney	**Approved**	☑	$82.04
22540	1150	4001	$74.58	$7.46	$82.04
Purchase Amazon Reta* Amazon Au junior book purchases					

05 Oct 2026	Bunnings 303000 Bibra Lake		**Approved**	☑		$128.51
22650	1150	4001		$116.83	$11.68	$128.51
Purchase Bunnings 303000 craft materials for school holiday activity						
07 Oct 2026	Amazon Marketplace Au Sydney		**Approved**	☑		$35.47
22540	1150	4001		$32.25	$3.22	$35.47
Purchase Amazon Marketplace Au junior book purchases						
05 Oct 2026	Bunnings 453000 O'Connor		**Approved**	☑		$58.01
22650	1150	4001		$52.74	$5.27	$58.01
Purchase Bunnings 453000 craft materials for school holiday activity						
08 Oct 2026	Amazon Reta* Amazon Au Sydney		**Approved**	☑		$23.96
22540	1150	4001		$21.78	$2.18	$23.96
Purchase Amazon Reta* Amazon Au junior book purchases						
06 Oct 2026	Bunnings 483000 Claremont		**Approved**	☑		$135.67
22650	1150	4001		$123.34	$12.33	$135.67
Purchase Bunnings 483000 craft materials for school holiday activity						
08 Oct 2026	Amazon Reta* Amazon Au Sydney		**Approved**	☑		$25.10
22540	1150	4001		$22.82	$2.28	$25.10
Purchase Amazon Reta* Amazon Au junior book purchases						
08 Oct 2026	Amazon Reta* Amazon Au Sydney		**Approved**	☑		$25.99
22540	1150	4001		$23.63	$2.36	$25.99
Purchase Amazon Reta* Amazon Au junior book purchases						
08 Oct 2026	Amazon Reta* Amazon Au Sydney		**Approved**	☑		$85.42
22540	1150	4001		$77.65	$7.77	$85.42
Purchase Amazon Reta* Amazon Au junior book purchases						
07 Oct 2026	Amazon Marketplace Au Sydney		**Approved**	☑		$20.42
22540	1150	4001		$18.56	$1.86	$20.42
Purchase Amazon Marketplace Au junior book purchase						
08 Oct 2026	Amazon Reta* Amazon Au Sydney		**Approved**	☑		$16.59
22540	1150	4001		$15.08	$1.51	$16.59
Purchase Amazon Reta* Amazon Au junior book purchases						
08 Oct 2026	Amazon Reta* Amazon Au Sydney		**Approved**	☑		$55.20
22540	1150	4001		$50.18	$5.02	$55.20
Purchase Amazon Reta* Amazon Au junior book purchases						
08 Oct 2026	Amazon Reta* Amazon Au Sydney		**Approved**	☑		$18.96
22540	1150	4001		$17.24	$1.72	$18.96
Purchase Amazon Reta* Amazon Au junior book purchases						

07 Oct 2026 Amazon Marketplace Au Sydney **Approved** $147.40
22540 1150 4001 $134.00 $13.40 $147.40
Purchase Amazon Marketplace Au junior book purchases

08 Oct 2026 Amazon Reta* Amazon Au Sydney **Approved** $133.41
22540 1150 4001 $121.28 $12.13 $133.41
Purchase Amazon Reta* Amazon Au junior books purchases

08 Oct 2026 Sp Little Book Press Norwood **Approved** $63.00
22540 1150 4001 $57.27 $5.73 $63.00
Purchase Sp Little Book Press special JK board book order

08 Oct 2026 Amazon Reta* Amazon Au Sydney **Approved** $26.60
22540 1150 4001 $24.18 $2.42 $26.60
Purchase Amazon Reta* Amazon Au junior book acquisitions

08 Oct 2026 Amazon Marketplace Au Sydney **Approved** $199.65
22540 1150 4001 $181.50 $18.15 $199.65
Purchase Amazon Marketplace Au junior book acquisitions

09 Oct 2026 Amazon Marketplace Au Sydney **Approved** $36.51
22540 1150 4001 $33.19 $3.32 $36.51
Purchase Amazon Marketplace Au junior book purchases

08 Oct 2026 Amazon Reta* Amazon Au Sydney **Approved** $10.30
22540 1150 4001 $9.36 $0.94 $10.30
Purchase Amazon Reta* Amazon Au junior book acquisitions

08 Oct 2026 Amazon Reta* Amazon Au Sydney **Approved** $68.43
22540 1150 4001 $62.21 $6.22 $68.43
Purchase Amazon Reta* Amazon Au junior book acquisitions

09 Oct 2026 Amazon Reta* Amazon Au Sydney **Approved** $57.71
22540 1150 4001 $52.46 $5.25 $57.71
Purchase Amazon Reta* Amazon Au junior book acquisitions

09 Oct 2026 Amazon Reta* Amazon Au Sydney **Approved** $30.58
22540 1150 4001 $27.80 $2.78 $30.58
Purchase Amazon Reta* Amazon Au junior book acquisitions

09 Oct 2026 Amazon Reta* Amazon Au Sydney **Approved** $14.44
22540 1150 4001 $13.13 $1.31 $14.44
Purchase Amazon Reta* Amazon Au junior book acquisitions

12 Oct 2026 Ink Station Sydney **Approved** $226.12
22320 1150 4201 $205.56 $20.56 $226.12
Purchase Ink Station Community History ink cartridges

12 Oct 2026	Amazon Reta* Amazon Au Sydney		**Approved**	☑		$62.62
22540	1150	4001	$56.93	$5.69	$62.62	
Purchase Amazon Reta* Amazon Au junior book purchases						
13 Oct 2026	Amazon Reta* Amazon Au Sydney		**Approved**	☑		$19.93
22540	1150	4001	$18.12	$1.81	$19.93	
Purchase Amazon Reta* Amazon Au junior book purchases						
12 Oct 2026	Amazon Marketplace Au Sydney		**Approved**	☑		$29.18
22540	1150	4001	$26.53	$2.65	$29.18	
Purchase Amazon Marketplace Au junior book purchases						
13 Oct 2026	Amazon Reta* Amazon Au Sydney		**Approved**	☑		$64.38
22540	1150	4001	$58.53	$5.85	$64.38	
Purchase Amazon Reta* Amazon Au junior book purchases						
15 Oct 2026	Amazon Reta* Amazon Au Sydney		**Approved**	☑		$14.72
22540	1150	4001	$13.38	$1.34	$14.72	
Purchase Amazon Reta* Amazon Au junior book purchase						
15 Oct 2026	Amazon Reta* Amazon Au Sydney		**Approved**	☑		$29.39
22540	1150	4001	$26.72	$2.67	$29.39	
Purchase Amazon Reta* Amazon Au junior book purchases						
20 Oct 2026	Amazon Reta* Amazon Au Sydney		**Approved**	☑		$53.19
22540	1150	4001	$48.35	$4.84	$53.19	
Purchase Amazon Reta* Amazon Au junior book purchases						
20 Oct 2026	Amazon Marketplace Au Sydney		**Approved**	☑		$62.73
22540	1150	4001	$57.03	$5.70	$62.73	
Purchase Amazon Marketplace Au junior book purchases						
22 Oct 2026	Amazon Reta* Amazon Au Sydney		**Approved**	☑		$15.29
22540	1150	4001	$13.90	$1.39	$15.29	
Purchase Amazon Reta* Amazon Au junior book purchase						
22 Oct 2026	Amazon Reta* Amazon Au Sydney		**Approved**	☑		$30.89
22540	1150	4001	$28.08	$2.81	$30.89	
Purchase Amazon Reta* Amazon Au junior book purchase						
28 Oct 2026	Account Fees		**No Appr Req'd**	☐		$6.82
22230	1150	4001	$6.20	$0.62	$6.82	
Account Fees Cc Fp User Fee acc fees						
				Total for this period:		$2,982.84

Cardholder Declaration

I declare that all purchases were authorised or necessarily incurred on behalf of the company.

Signature _____ Dated 09 / 11 / 2026

Employee ID: 63

Approved By

Signature _____ Dated 09 / 11 / 26

On Completion

ALL Receipts should be attached to this form and then forwarded to your P-Card Administrator

nab

FlexiPurchase
Account Statement

Statement for NAB

Statement Period: 30 Sep 2026 to 28 Oct 2026
Cardholder Name: Donald Burnett

JSKR VISA Purchasing Card (Client Expenses)

Date / GL Code	Details / CC Code / Department	Approval / Net	Receipt / Tax	Amount ($AUD) / Gross
30 Sep 2026	Big W Online Bellavista	Approval Req'd	☑	$26.51
22240	420 1001	$24.10	$2.41	$26.51
Purchase Big W Online Office stationary				
29 Sep 2026	Local Governement Mana Mt Hawthorn	Approval Req'd	☑	$1,720.00
20180	420 1001	$1,563.64	$156.36	$1,720.00
Purchase Local Governement Mana CEO LG Pro conference				
07 Oct 2026	Big W Online Bellavista	Approval Req'd	☑	$26.51 CR
22240	420 1001	$24.10 CR	$2.41 CR	$26.51 CR
Credit Voucher Big W Online office stationary credit				
15 Oct 2026	Woolworths/Cottesloe Grov Cottesloe	Approval Req'd	☑	$6.50
22240	420 1001	$5.91	$0.59	$6.50
Purchase Woolworths/Cottesloe Grov Kitchen supplies				
27 Oct 2026	Sq *bloom Store Subi Subiaco	Approval Req'd	☑	$175.00
22240	420 1001	$159.09	$15.91	$175.00
Purchase Sq *bloom Store Subi Remberance day wreath				
28 Oct 2026	Account Fees	No Appr Req'd	☑	$6.82
22230	420 1001	$6.20	$0.62	$6.82
Account Fees Cc Fp User Fee Account fee				
		Total for this period:		$1,908.32

Cardholder Declaration

I declare that all purchases were authorised or necessarily incurred on behalf of the company.
Signature _____ Dated 2 / 11 / 26

Employee ID: 5

Approved By

Signature _____ Dated 9 / 11 / 26

On Completion

nab

FlexiPurchase
Account Statement

Statement for NAB

Statement Period: 30 Sep 2026 to 28 Oct 2026
Cardholder Name: Tim Whitham

JSKR VISA Purchasing Card (Client Expenses)

Date / GL Code	Details / CC Code	Department	Approval / Net	Receipt / Tax	Amount ($AUD) / Gross
05 Oct 2026	Ampol Mosman Pa 55363f Mosman Park		Approval Req'd	✓	$199.00
22510	1220	3001	$180.91	$18.09	$199.00
Purchase Ampol Mosman Pa 55363f Ute Fuel.					
23 Oct 2026	Dawsons Garden World Swanbourne		Approval Req'd	✓	$47.80
22445	1220	3001	$43.45	$4.35	$47.80
Purchase Dawsons Garden World Plants for Admin.					
23 Oct 2026	Dawsons Garden World Swanbourne		Approval Req'd	✓	$124.95
22445	1220	3001	$113.59	$11.36	$124.95
Purchase Dawsons Garden World Plants for Admin.					
28 Oct 2026	Account Fees		No Appr Req'd		$6.82
22230	1220	3001	$6.20	$0.62	$6.82
Account Fees Cc Fp User Fee Bank Charges.					
			Total for this period:		$378.57

Cardholder Declaration

I declare that all purchases were authorised or necessarily incurred on behalf of the company.

Signature _____ Dated 12 / 11 / 26

Employee ID: TW

Approved By

Signature _____ Dated 12 / 11 / 26

On Completion

ALL Receipts should be attached to this form and then forwarded to your P-Card Administrator

FlexiPurchase
Account Statement

Statement for NAB

Statement Period: 30 Sep 2026 to 28 Oct 2026
Cardholder Name: Robert Young

JSKR VISA Purchasing Card (Client Expenses)

Date / GL Code	Details / CC Code	Department	Approval / Net	Receipt / Tax	Amount ($AUD) / Gross
05 Oct 2026	Direct Trades Supply Maddington		**Approved**	☑	$520.01
22440	1220	3001	$472.74	$47.27	$520.01
Purchase Direct Trades Supply Tennis club Fence Gate					
08 Oct 2026	6919-Reddy Express Mosm Mosman Park		**Approval Req'd**	☑	$216.21
22510	1220	3001	$196.55	$19.66	$216.21
Purchase 6919-Reddy Express Mosm Ute Fuel					
06 Oct 2026	Bunnings 453000 O'Connor		**Approval Req'd**	☑	$19.90
22440	1220	3001	$18.09	$1.81	$19.90
Purchase Bunnings 453000 Depot Fence					
28 Oct 2026	Account Fees		**No Appr Req'd**	☐	$6.82
22230	1220	3001	$6.20	$0.62	$6.82
Account Fees Cc Fp User Fee Bank fee's					
			Total for this period:		$762.94

Cardholder Declaration

I declare that all purchases were authorised or necessarily incurred on behalf of the company.

Signature _____ Dated 29 / 10 / 26

Employee ID: RY

Approved By

Signature _____ Dated 03 / 11 / 26

On Completion

ALL Receipts should be attached to this form and then forwarded to your P-Card Administrator

FlexiPurchase
Account Statement

Statement for NAB

Statement Period: 30 Sep 2026 to 28 Oct 2026
Cardholder Name: Joel Lee Gajic

JSKR VISA Purchasing Card (Client Expenses)

Date / GL Code	Details / CC Code / Department	Approval / Net	Receipt / Tax	Amount ($AUD) / Gross
01 Oct 2026	Woolworths/Cottesloe Grov Cottesloe	Approval Req'd	☑	$4.95
22240	1380 / 2001	$4.50	$0.45	$4.95
Purchase Woolworths/Cottesloe Grov Admin Office Milk				
06 Oct 2026	Landgate Midland	Approval Req'd	☑	$225.10
22270	1010 / 2001	$204.64	$20.46	$225.10
Purchase Landgate s70A Notification of title ROW truncation 41B Irvine				
14 Oct 2026	Udiawa Subiaco	Approval Req'd	☑	$185.00
20180	1010 / 2001	$168.18	$16.82	$185.00
Purchase Udiawa Station Precinct Minister breakfast				
28 Oct 2026	Account Fees	No Appr Req'd	☐	$6.82
22230	1380 / 2001	$6.20	$0.62	$6.82
Account Fees Cc Fp User Fee bank fees				
		Total for this period:		$421.87

Cardholder Declaration

I declare that all purchases were authorised or necessarily incurred on behalf of the company.
Signature _____ Dated 2 / 11 / 2026

Employee ID: E0020

Approved By

Signature _____ Dated 2/11/2026 / _____

On Completion

ALL Receipts should be attached to this form and then forwarded to your P-Card Administrator

nab

FlexiPurchase
Account Statement

Statement for NAB

Statement Period: 30 Sep 2026 to 28 Oct 2026
Cardholder Name: Jeremy Clapham

JSKR VISA Purchasing Card (Client Expenses)

Date	Details	Approval	Receipt	Amount ($AUD)
GL Code	CC Code	Department	Net	Tax	Gross

29 Sep 2026	Woolworths/Cottesloe Grov Cottesloe	**Approved**	☑		$4.95
22240	420	1001	$4.50	$0.45	$4.95
Purchase Woolworths/Cottesloe Grov					
Kitchen supplies					
05 Oct 2026	Sp Ozcorp Cards Statio Mona Vale	**Approved**	☑		$31.98
22320	420	1001	$29.07	$2.91	$31.98
Purchase Sp Ozcorp Cards Statio					
Stationery					
09 Oct 2026	Alinta Energy Pty Ltd Perth	**Approved**	☑		$111.70
24030	1110	4101	$101.55	$10.15	$111.70
Purchase Alinta Energy Pty Ltd					
Alinta gas					
14 Oct 2026	Woolworths/Cottesloe Grov Cottesloe	**Approval Req'd**	☑		$106.95
22240	420	1001	$97.23	$9.72	$106.95
Purchase Woolworths/Cottesloe Grov					
Gift card for intern completion					
14 Oct 2026	Adobe Sydney	**Approval Req'd**	☑		$157.99
22240	420	1001	$143.63	$14.36	$157.99
Purchase Adobe					
Monthly adobe subs					
28 Oct 2026	Account Fees	**No Appr Req'd**	☑		$6.82
22230	420	1001	$6.20	$0.62	$6.82

Account Fees Cc Fp User Fee

Bank fees

Total for this period: $420.39

Cardholder Declaration

I declare that all purchases were authorised or necessarily incurred on behalf of the company.

Signature _____ Dated 02/11/2026

Employee ID: E0031

Approved By

Signature _____ Dated 2/11/2026 / _____

On Completion

ALL Receipts should be attached to this form and then forwarded to your P-Card Administrator

nab

FlexiPurchase
Account Statement

Statement for NAB

Statement Period: 30 Sep 2026 to 28 Oct 2026
Cardholder Name: Penny Askin

JSKR VISA Purchasing Card (Client Expenses)

Date	Details	Approval	Receipt	Amount ($AUD)
GL Code	CC Code	Department	Net	Tax	Gross
07 Oct 2026	Woolworths/Cottesloe Grov Cottesloe	Approval Req'd	☑	$25.45
22240	420	1001	$23.14	$2.31	$25.45
Purchase Woolworths/Cottesloe Grov Shire Kitchen Supplies					
12 Oct 2026	Woolworths/Cottesloe Grov Cottesloe	Approval Req'd	☑	$4.95
22240	420	1001	$4.50	$0.45	$4.95
Purchase Woolworths/Cottesloe Grov Shire Kitchen Supplies					
14 Oct 2026	Woolworths/Cottesloe Grov Cottesloe	Approval Req'd	☑	$36.00
22450	420	1001	$32.73	$3.27	$36.00
Purchase Woolworths/Cottesloe Grov Council Meeting Supplies					
15 Oct 2026	Woolworths/Cottesloe Grov Cottesloe	Approval Req'd	☑	$9.35
22240	420	1001	$8.50	$0.85	$9.35
Purchase Woolworths/Cottesloe Grov Shire Kitchen Supplies					
19 Oct 2026	Woolworths/Cottesloe Grov Cottesloe	Approval Req'd	☑	$9.00
22240	420	1001	$8.18	$0.82	$9.00
Purchase Woolworths/Cottesloe Grov Office supplies					
22 Oct 2026	Woolworths/Cottesloe Grov Cottesloe	Approval Req'd	☑	$9.35
22240	420	1001	$8.50	$0.85	$9.35
Purchase Woolworths/Cottesloe Grov Shire Kitchen Supplies					
28 Oct 2026	Account Fees	No Appr Req'd	☑	$6.82
22230	420	1001	$6.20	$0.62	$6.82
Account Fees Cc Fp User Fee Bank Charges					
27 Oct 2026	Woolworths/Cottesloe Grov Cottesloe	Approval Req'd	☑	$19.60
22240	420	1001	$17.82	$1.78	$19.60
Purchase Woolworths/Cottesloe Grov Shire Kitchen Supplies					
			Total for this period:	$120.52

Cardholder Declaration

I declare that all purchases were authorised or necessarily incurred on behalf of the company.

Signature _____ Dated 2 / 11 / 2026

Employee ID: E0003

Approved By

Signature _____ Dated 02/11/2026

On Completion

ALL Receipts should be attached to this form and then forwarded to your P-Card Administrator

nab

FlexiPurchase Account Statement

Statement for NAB

Statement Period: 30 Sep 2026 to 28 Oct 2026
Cardholder Name: Lance Hopkinson

JSKR VISA Purchasing Card (Client Expenses)

Date	Details		Approval	Receipt	Amount ($AUD)
GL Code	CC Code	Department	Net	Tax	Gross
29 Sep 2026	Woolworths/Cottesloe Grov Cottesloe		**Approval Req'd** ☑		$12.70
22850	1150	4001	$3.40	$0.00	$3.40
22850	1150	4001	$8.45	$0.85	$9.30
Purchase Woolworths/Cottesloe Grov					
JP SUPPLIES					
01 Oct 2026	Big W Online Bellavista		**Approval Req'd** ☑		$144.00
22530	1150	4001	$130.91	$13.09	$144.00
Purchase Big W Online					
ADULT BOOKS					
06 Oct 2026	Woolworths/Cottesloe Grov Cottesloe		**Approval Req'd** ☑		$18.90
22850	1150	4001	$7.90	$0.00	$7.90
22850	1150	4001	$10.00	$1.00	$11.00
Purchase Woolworths/Cottesloe Grov					
KITCHEN SUPPLIES					
07 Oct 2026	Peppermint Grove News Peppermint Gr		**Approval Req'd** ☑		$242.50
22280	1150	4001	$220.45	$22.05	$242.50
Purchase Peppermint Grove News					
MONTHLY NEWSPAPERS					
11 Oct 2026	Woolworths/Cottesloe Grov Cottesloe		**Approval Req'd** ☑		$22.70
22850	1150	4001	$17.55	$1.75	$19.30
22850	1150	4001	$3.40	$0.00	$3.40
Purchase Woolworths/Cottesloe Grov					
SUNDAY NEWSPAPER / KITCHEN					
09 Oct 2026	Merchandisinglibraries Deception Bay		**Approval Req'd** ☑		$233.40
22320	1150	4001	$212.18	$21.22	$233.40
Purchase Merchandisinglibraries					
BOOK STANDS					
14 Oct 2026	Big W Online Bellavista		**Approval Req'd** ☑		$245.00

22530	1150	4001	$222.73	$22.27	$245.00

Purchase Big W Online

ADULT BOOKS

---

14 Oct 2026 Jaycar Pty Ltd Rhodes **Approval Req'd** ☑ $112.85

22260	1150	4001	$102.59	$10.26	$112.85

Purchase Jaycar Pty Ltd

COMPUTER RACKS

---

19 Oct 2026 Allstamps.Com.Au Malaga **Approval Req'd** ☑ $132.00

22320	1150	4001	$120.00	$12.00	$132.00

Purchase Allstamps.Com.Au

REPLACEMENT DATE STAMPS

---

21 Oct 2026 Officeworks 0604 Fremantle **Approval Req'd** ☑ $26.00

22320	1030	4201	$23.64	$2.36	$26.00

Purchase Officeworks 0604

EXHIBITION POSTERS

---

25 Oct 2026 Woolworths/Cottesloe Grov Cottesloe **Approval Req'd** ☑ $4.50

22280	1150	4001	$4.09	$0.41	$4.50

Purchase Woolworths/Cottesloe Grov

SUNDAY NEWSPAPERS

---

23 Oct 2026 Sp Jb Hi-Fi Southbank **Approval Req'd** ☑ $161.87

22560	1150	4001	$147.15	$14.72	$161.87

Purchase Sp Jb Hi-Fi

ADULT DVDS

---

23 Oct 2026 Woolworths/Cottesloe Grov Cottesloe **Approval Req'd** ☑ $10.40

22851	1150	4001	$10.40	$0.00	$10.40

Purchase Woolworths/Cottesloe Grov

KITCHEN

---

26 Oct 2026 Www.Petparking.Com.Au Melbourne **Approval Req'd** ☑ $147.60

22600	1150	4001	$134.18	$13.42	$147.60

Purchase Www.Petparking.Com.Au

LEASH HOLDERS AND STICKERS FOR PET PARKING ZONE

---

26 Oct 2026 Clark Rubber Franchisi Hawthorn **Approval Req'd** ☑ $53.80

22600	1150	4001	$48.91	$4.89	$53.80

Purchase Clark Rubber Franchisi

MATS FOR PET PARKING ZONE

---

28 Oct 2026 Account Fees **No Appr Req'd** ☑ $6.82

22230	1150	4001	$6.20	$0.62	$6.82

Account Fees Cc Fp User Fee

BANK CHARGES

Total for this period: $1,575.04

Cardholder Declaration

I declare that all purchases were authorised or necessarily incurred on behalf of the company.

Signature _____ Dated 05 / 11 / 2026

Employee ID: 60

Approved By

Signature _____ Dated 5/11/2026

On Completion

ALL Receipts should be attached to this form and then forwarded to your P-Card Administrator

nab

FlexiPurchase
Account Statement

Statement for NAB

Statement Period: 30 Sep 2026 to 28 Oct 2026
Cardholder Name: Darren McBride

JSKR VISA Purchasing Card (Client Expenses)

Date	Details		Approval		Receipt Amount (SAUD)
GL Code	CC Code	Department	Net	Tax	Gross
14 Oct 2026	Work Clobber O'Connor		**Approval Req'd**	☑	$180.00
20130	1220	3001	$163.64	$16.36	$180.00
Purchase Work Clobber					
#3 x Safety shirts					
20 Oct 2026	Ampol Mosman Pa 55363f Mosman Park		**Approval Req'd**	☑	$22.00
22510	1220	3001	$20.00	$2.00	$22.00
Purchase Ampol Mosman Pa 55363f					
Fuel for water trailer					
21 Oct 2026	Sign On Group Osborne Park		**Approval Req'd**	☑	$312.95
22445	1220	3001	$284.50	$28.45	$312.95
Purchase Sign On Group					
Brass letter for admin					
28 Oct 2026	Account Fees		**No Appr Req'd**	☐	$6.82
Not Coded	*Not Coded*	*Not Coded*	$6.20	$0.62	$6.82
Account Fees Cc Fp User Fee					
			Total for this period		$521.77

Cardholder Declaration

I declare that all purchases were authorised or necessarily incurred on behalf of the company.

Signature _____ Dated 2 / 11 / 26

Employee ID: E00

Approved By

Signature _____ Dated 5 / 11 / 26

On Completion

SHIRE OF SOMEWHERE

MONTHLY FINANCIAL REPORT

(Containing the required statement of financial activity and statement of financial position)

For the period ended 31 October 2026

LOCAL GOVERNMENT ACT 1995
LOCAL GOVERNMENT (FINANCIAL MANAGEMENT) REGULATIONS 1996

TABLE OF CONTENTS

Statement of financial activity		2
Statement of financial position		3
Note 1	Basis of preparation	4
Note 2	Net current assets information	5
Note 3	Explanation of variances	6

SHIRE OF SOMEWHERE
STATEMENT OF FINANCIAL ACTIVITY
FOR THE PERIOD ENDED 31 OCTOBER 2026

	Note	Adopted Budget Estimates (a) $	YTD Budget Estimates (b) $	YTD Actual (c) $	Variance* $ (c) - (b) $	Variance* % ((c) - (b))/(b) %	Var.
OPERATING ACTIVITIES							
Revenue from operating activities							
General rates		4,036,719	4,036,719	**4,021,070**	(15,649)	(0.39%)	
Grants, subsidies and contributions		1,663,813	716,343	**731,631**	15,288	2.13%	
Fees and charges		392,244	179,584	**245,502**	65,918	36.71%	▲
Interest revenue		209,243	38,168	**35,070**	(3,098)	(8.12%)	
Other revenue		4,200	2,068	**3,249**	1,181	57.11%	
Profit on asset disposals		926,000	0	**0**	0		
		7,232,219	**4,972,882**	**5,036,522**	**63,640**	1.28%	
Expenditure from operating activities							
Employee costs		(2,863,822)	(978,559)	**(958,876)**	19,683	2.01%	
Materials and contracts		(2,865,063)	(927,316)	**(781,186)**	146,130	15.76%	▲
Utility charges		(129,150)	(43,033)	**(45,268)**	(2,235)	(5.19%)	
Depreciation		(503,350)	(167,775)	**(228,315)**	(60,540)	(36.08%)	▼
Finance costs		(69,810)	(1,772)	**(2,799)**	(1,027)	(57.96%)	
Insurance		(98,850)	(98,850)	**(93,007)**	5,843	5.91%	
Other expenditure		(160,456)	(34,421)	**(59,777)**	(25,356)	(73.66%)	▼
		(6,690,501)	**(2,251,726)**	**(2,169,228)**	**82,498**	3.66%	
Amounts excluded from operating activities	2(c)	(422,650)	167,775	**228,315**	60,540	36.08%	▲
Amount attributable to operating activities		**119,068**	**2,888,931**	**3,095,609**	**206,678**	7.15%	
INVESTING ACTIVITIES							
Inflows from investing activities							
Proceeds from disposal of property, plant and equipment		3,076,000	0	**0**	0		
Proceeds from disposal financial assets at amortised cost - term deposits		0	0	**(2,000,000)**	(2,000,000)		▼
		3,076,000	**0**	**(2,000,000)**	**(2,000,000)**		
Outflows from investing activities							
Acquisition of property, plant and equipment		(228,000)	(30,000)	**(17,840)**	12,160	40.53%	▲
Acquisition of infrastructure		(2,487,000)	(65,000)	**(43,878)**	21,122	32.50%	▲
		(2,715,000)	**(95,000)**	**(61,718)**	**33,282**	35.03%	
Amounts excluded from investing activities	2(d)	0	0	**2,000,000**	2,000,000		▲
Amount attributable to investing activities		**361,000**	**(95,000)**	**(61,718)**	**33,282**	35.03%	
FINANCING ACTIVITIES							
Inflows from financing activities							
Proceeds from new borrowings		2,000,000	0	**0**	0		
Transfer from reserves		350,000	0	**0**	0		
		2,350,000	**0**	**0**	**0**		
Outflows from financing activities							
Repayment of borrowings		(2,047,663)	0	**0**	0		
Payments for principal portion of lease liabilities		(15,000)	(10,581)	**(10,581)**	0	0.00%	
Transfer to reserves		(1,218,964)	0	**0**	0		
		(3,281,627)	**(10,581)**	**(10,581)**	**0**	0.00%	
Amount attributable to financing activities		**(931,627)**	**(10,581)**	**(10,581)**	**0**	0.00%	
MOVEMENT IN SURPLUS OR DEFICIT							
Surplus or deficit at the start of the financial year	2(a)	481,169	481,169	**680,939**	199,770	41.52%	▲
Amount attributable to operating activities		119,068	2,888,931	**3,095,609**	206,678	7.15%	
Amount attributable to investing activities		361,000	(95,000)	**(61,718)**	33,282	35.03%	▲
Amount attributable to financing activities		(931,627)	(10,581)	**(10,581)**	0	0.00%	
Surplus or deficit after imposition of general rates		**29,610**	**3,264,519**	**3,704,249**	**439,730**	13.47%	▲

KEY INFORMATION

▲▼ Indicates a variance between Year to Date (YTD) Budget and YTD Actual data outside the adopted materiality threshold.

▲ Indicates a variance with a positive impact on the financial position.

▼ Indicates a variance with a negative impact on the financial position.

Refer to Note 3 for an explanation of the reasons for the variance.

This statement is to be read in conjunction with the accompanying notes.

SHIRE OF SOMEWHERE
STATEMENT OF FINANCIAL POSITION
FOR THE PERIOD ENDED 31 OCTOBER 2026

	Actual 30 June 2026	Actual as at 31 October 2026
	$	$
CURRENT ASSETS		
Cash and cash equivalents	903,648	1,252,178
Trade and other receivables	79,064	1,072,899
Other financial assets	2,127,878	4,127,878
Other assets	66,577	5,795
TOTAL CURRENT ASSETS	3,177,167	6,458,750
NON-CURRENT ASSETS		
Trade and other receivables	127,255	127,256
Investment in associate	231,675	231,675
Property, plant and equipment	15,635,868	15,585,558
Infrastructure	17,889,232	17,783,782
Right-of-use assets	84,524	73,687
TOTAL NON-CURRENT ASSETS	33,968,554	33,801,958
TOTAL ASSETS	37,145,721	40,260,708
CURRENT LIABILITIES		
Trade and other payables	358,040	616,312
Lease liabilities	32,180	21,599
Borrowings	47,663	47,663
Employee related provisions	214,775	214,775
TOTAL CURRENT LIABILITIES	652,658	900,349
NON-CURRENT LIABILITIES		
Lease liabilities	49,853	49,853
Borrowings	481,992	481,992
Employee related provisions	35,121	35,121
TOTAL NON-CURRENT LIABILITIES	566,966	566,966
TOTAL LIABILITIES	1,219,624	1,467,315
NET ASSETS	**35,926,097**	**38,793,393**
EQUITY		
Retained surplus	10,350,040	13,217,336
Reserve accounts	2,127,877	2,127,877
Revaluation surplus	23,448,180	23,448,180
TOTAL EQUITY	**35,926,097**	**38,793,393**

This statement is to be read in conjunction with the accompanying notes.

SHIRE OF SOMEWHERE
NOTES TO THE STATEMENT OF FINANCIAL ACTIVITY
FOR THE PERIOD ENDED 31 OCTOBER 2026

1 BASIS OF PREPARATION AND MATERIAL ACCOUNTING POLICIES

BASIS OF PREPARATION

This prescribed financial report has been prepared in accordance with the *Local Government Act 1995* and accompanying regulations.

Local Government Act 1995 requirements
Section 6.4(2) of the Local Government Act 1995 read with the *Local Government (Financial Management) Regulations 1996,* prescribe that the financial report be prepared in accordance with the *Local Government Act 1995* and, to the extent that they are not inconsistent with the Act, the Australian Accounting Standards. The Australian Accounting Standards (as they apply to local governments and not-for-profit entities) and Interpretations of the Australian Accounting Standards Board were applied with exception to the following:

The *Local Government (Financial Management) Regulations 1996* specify that vested land is a right-of-use asset to be measured at cost, and is considered a zero cost concessionary lease. All right-of-use assets under zero cost concessionary leases are measured at zero cost rather than at fair value, except for vested improvements on concessionary land leases such as roads, buildings or other infrastructure which continue to be reported at fair value, as opposed to the vested land which is measured at zero cost. The measurement of vested improvements at fair value is a departure from AASB 16 which would have required the Shire to measure any vested improvements at zero cost.

Local Government (Financial Management) Regulations 1996, regulation 34 prescribes contents of the financial report. Supplementary information does not form part of the financial report.

Accounting policies which have been adopted in the preparation of this financial report have been consistently applied unless stated otherwise. Except for cash flow and rate setting information, the financial report has been prepared on the accrual basis and is based on historical costs, modified, where applicable, by the measurement at fair value of selected non-current assets, financial assets and liabilities.

PREPARATION TIMING AND REVIEW
Date prepared: All known transactions up to 00 January 1900

The local government reporting entity
All funds through which the Shire controls resources to carry on its functions have been included in the financial statements forming part of this financial report.

All monies held in the Trust Fund are excluded from the financial statements.

Material accounting policies
Material accounting policies utilised in the preparation of these statements are as described within the 2026-27 Annual Budget. Please refer to the adopted budget document for details of these policies.

Critical accounting estimates and judgements
The preparation of a financial report in conformity with Australian Accounting Standards requires management to make judgements, estimates and assumptions that effect the application of policies and reported amounts of assets and liabilities, income and expenses.

The estimates and associated assumptions are based on historical experience and various other factors believed to be reasonable under the circumstances; the results of which form the basis of making the judgements about carrying values of assets and liabilities that are not readily apparent from other sources. Actual results may differ from these estimates.

As with all estimates, the use of different assumptions could lead to material changes in the amounts reported in the financial report.

The following are estimates and assumptions that have a significant risk of causing a material adjustment to the carrying amounts of assets and liabilities within the next financial year and further information on their nature and impact can be found in the relevant note:
- Fair value measurement of assets carried at reportable value including:
  - Property, plant and equipment
  - Infrastructure
- Impairment losses of non-financial assets
- Measurement of employee benefits
- Estimation uncertainties and judgements made in relation to lease accounting

2 NET CURRENT ASSETS INFORMATION

(a) Net current assets used in the Statement of Financial Activity

	Note	Adopted Budget Opening 1 July 2026	Actual as at 30 June 2026	Actual as at 31 October 2026
Current assets		$	$	$
Cash and cash equivalents		3,384,882	903,648	1,252,178
Trade and other receivables		85,795	79,064	1,072,899
Other financial assets		0	2,127,878	4,127,878
Other assets		0	66,577	5,795
		3,470,677	3,177,167	6,458,750
Less: current liabilities				
Trade and other payables		(380,000)	(358,040)	(616,312)
Lease liabilities		3,826	(32,180)	(21,599)
Borrowings		3,149	(47,663)	(47,663)
Employee related provisions		(210,000)	(214,775)	(214,775)
		(583,025)	(652,658)	(900,349)
Net current assets		2,887,652	2,524,509	5,558,401
Less: Total adjustments to net current assets	2(b)	(2,858,042)	(1,843,570)	(1,854,152)
Closing funding surplus / (deficit)		**29,610**	**680,939**	**3,704,249**

(b) Current assets and liabilities excluded from budgeted deficiency

Adjustments to net current assets				
Less: Reserve accounts		(2,996,842)	(2,127,877)	(2,127,877)
Add: Current liabilities not expected to be cleared at the end of the year				
- Current portion of lease liabilities		(3,826)	32,180	21,599
- Current portion of borrowings		(3,148)	47,663	47,663
Add: Current liabilities covered by funds held in reserve account				
- Current portion of employee benefit provisions		145,774	204,464	204,463
Total adjustments to net current assets	2(a)	**(2,858,042)**	**(1,843,570)**	**(1,854,152)**

(c) Amounts excluded from operating activities

	Adopted Budget Estimates 30 June 2027	YTD Budget Estimates 31 October 2026	YTD Actual 31 October 2026
	$	$	$
Less: Profit on asset disposals	(926,000)	0	0
Add: Depreciation	503,350	167,775	228,315
Total amounts excluded from operating activities	**(422,650)**	**167,775**	**228,315**

(d) Amounts excluded from investing activities

Reconciling item - movement between current assets			
- Financial assets at amortised cost - term deposits	0	0	2,000,000
Total amounts excluded from investing activities	**0**	**0**	**2,000,000**

CURRENT AND NON-CURRENT CLASSIFICATION

In the determination of whether an asset or liability is current or non-current, consideration is given to the time when each asset or liability is expected to be settled. Unless otherwise stated assets or liabilities are classified as current if expected to be settled within the next 12 months, being the local governments' operational cycle.

3 EXPLANATION OF MATERIAL VARIANCES

The material variance thresholds are adopted annually by Council as an indicator of whether the actual expenditure or revenue varies from the year to date actual materially.
The material variance adopted by Council for the 2026-27 year is $10,000 and 10.00% whichever is the greater.

Description	Var. $	Var. %	
	$	%	
Revenue from operating activities			
Fees and charges	**65,918**	**36.71%**	▲
More community centre hire fees than budgeted - 6k, fees for extra bin services 16k, timing of environmental health annual fees 10k, more DA fees than budgeted 16k			
Expenditure from operating activities			
Materials and contracts	**146,130**	**15.76%**	▲
Timing of payments for consultants and audit fees - 78k, overspend for street tree contractor expenses -53k, underspend in ITC expenses 16k, timing of spend in waste charges 31k,			
Depreciation	**(60,540)**	**(36.08%)**	▼
Asset additions in 2025/26 more than budgeted for			
Other expenditure	**(25,356)**	**(73.66%)**	▼
Timing of heritage grants paid 13k, timing of contribution to WCC 12K			
Amounts excluded from operating activities	**60,540**	**36.08%**	▲
Depreciation - see above			
Inflows from investing activities			
Proceeds from disposal financial assets at amortised cost - term deposits	**(2,000,000)**		▼
2 x new term deposits of $1,000,000 each with NAB			
Outflows from investing activities			
Acquisition of property, plant and equipment	**12,160**	**40.53%**	▲
See note 5 for details			
Acquisition of infrastructure	**21,122**	**32.50%**	▲
Timing of capital expenditure - see note 5 for details			
Amounts excluded from investing activities	**2,000,000**		▲
See above			
Surplus or deficit at the start of the financial year	**199,770**	**41.52%**	▲
Year end adjustments - less spend on capex compared to forecast 250k, more spend on Materials and Contracts compared to forecast (50k)			
Surplus or deficit after imposition of general rates	**439,730**	**13.47%**	▲

SHIRE OF SOMEWHERE

SUPPLEMENTARY INFORMATION

TABLE OF CONTENTS

1	Key information	2
2	Key information - graphical	3
3	Cash and financial assets	4
4	Reserve accounts	5
5	Capital acquisitions	6
6	Disposal of assets	8
7	Receivables	9
8	Other current assets	10
9	Payables	11
10	Borrowings	12
11	Lease liabilities	13
12	Other current liabilities	14
13	Grants and contributions	15
14	Investment in associates	16

BASIS OF PREPARATION - SUPPLEMENTARY INFORMATION

Supplementary information is presented for information purposes. The information does not comply with the disclosure requirements of the Australian Accounting Standards.

SHIRE OF SOMEWHERE
SUPPLEMENTARY INFORMATION
FOR THE PERIOD ENDED 31 OCTOBER 2026

1 KEY INFORMATION

Funding Surplus or Deficit Components

Funding surplus / (deficit)

	Adopted Budget	YTD Budget (a)	YTD Actual (b)	Var. $ (b)-(a)
Opening	$0.48 M	$0.48 M	$0.68 M	$0.20 M
Closing	$0.03 M	$3.26 M	$3.70 M	$0.44 M

Refer to Statement of Financial Activity

Cash and cash equivalents

	$5.38 M	% of total
Unrestricted Cash	$3.25 M	60.4%
Restricted Cash	$2.13 M	39.6%

Refer to 3 - Cash and Financial Assets

Payables

	$0.62 M	% Outstanding
Trade Payables	$0.15 M	
0 to 30 Days		81.5%
Over 30 Days		18.5%
Over 90 Days		0.0%

Refer to 9 - Payables

Receivables

	$0.05 M	% Collected
Rates Receivable	$1.02 M	74.3%
Trade Receivable	$0.05 M	% Outstanding
Over 30 Days		67.0%
Over 90 Days		0.0%

Refer to 7 - Receivables

Key Operating Activities

Amount attributable to operating activities

Adopted Budget	YTD Budget (a)	YTD Actual (b)	Var. $ (b)-(a)
$0.12 M	$2.89 M	$3.10 M	$0.21 M

Refer to Statement of Financial Activity

Rates Revenue

YTD Actual	$4.02 M	% Variance
YTD Budget	$4.04 M	(0.4%)

Grants and Contributions

YTD Actual	$0.73 M	% Variance
YTD Budget	$0.72 M	2.1%

Refer to 13 - Grants and Contributions

Fees and Charges

YTD Actual	$0.25 M	% Variance
YTD Budget	$0.18 M	36.7%

Refer to Statement of Financial Activity

Key Investing Activities

Amount attributable to investing activities

Adopted Budget	YTD Budget (a)	YTD Actual (b)	Var. $ (b)-(a)
$0.36 M	($0.10 M)	($0.06 M)	$0.03 M

Refer to Statement of Financial Activity

Proceeds on sale

YTD Actual	$0.00 M	%
Adopted Budget	$3.08 M	(100.0%)

Refer to 6 - Disposal of Assets

Asset Acquisition

YTD Actual	$0.04 M	% Spent
Adopted Budget	$2.49 M	(98.2%)

Refer to 5 - Capital Acquisitions

Capital Grants

YTD Actual	$0.00 M	% Received
Adopted Budget	$0.00 M	

Refer to 5 - Capital Acquisitions

Key Financing Activities

Amount attributable to financing activities

Adopted Budget	YTD Budget (a)	YTD Actual (b)	Var. $ (b)-(a)
($0.93 M)	($0.01 M)	($0.01 M)	$0.00 M

Refer to Statement of Financial Activity

Borrowings

Principal repayments	$0.00 M
Interest expense	($0.00 M)
Principal due	$0.53 M

Refer to 10 - Borrowings

Reserves

Reserves balance	$2.13 M
Net Movement	$0.00 M

Refer to 4 - Cash Reserves

Lease Liability

Principal repayments	($0.01 M)
Interest expense	($0.00 M)
Principal due	$0.07 M

Refer to Note 11 - Lease Liabilites

This information is to be read in conjunction with the accompanying Financial Statements and notes.

SHIRE OF SOMEWHERE
SUPPLEMENTARY INFORMATION
FOR THE PERIOD ENDED 31 OCTOBER 2026

2 KEY INFORMATION - GRAPHICAL

OPERATING ACTIVITIES

OPERATING REVENUE

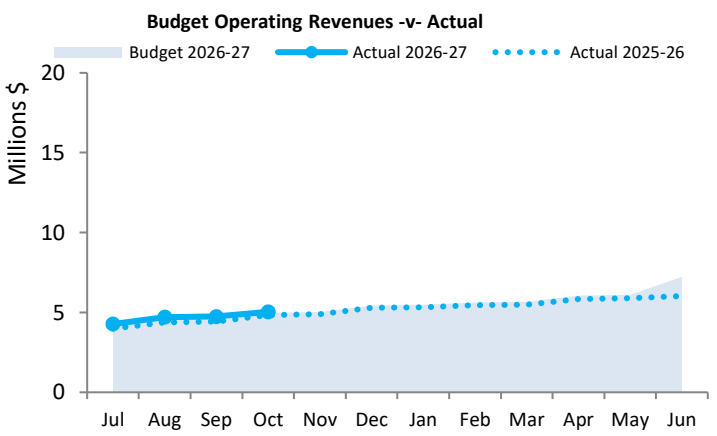

OPERATING EXPENSES

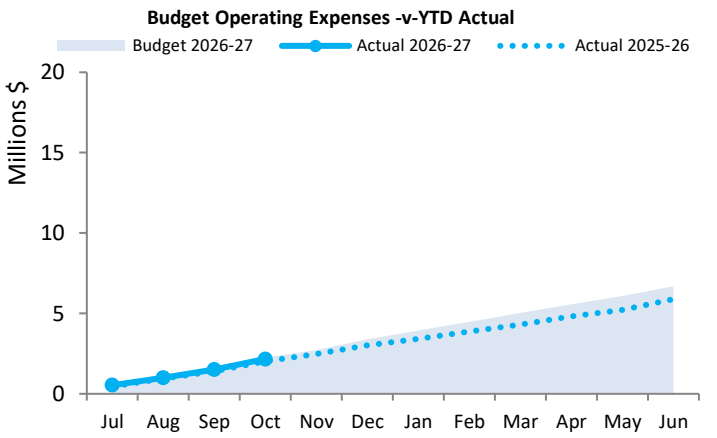

INVESTING ACTIVITIES

CAPITAL REVENUE

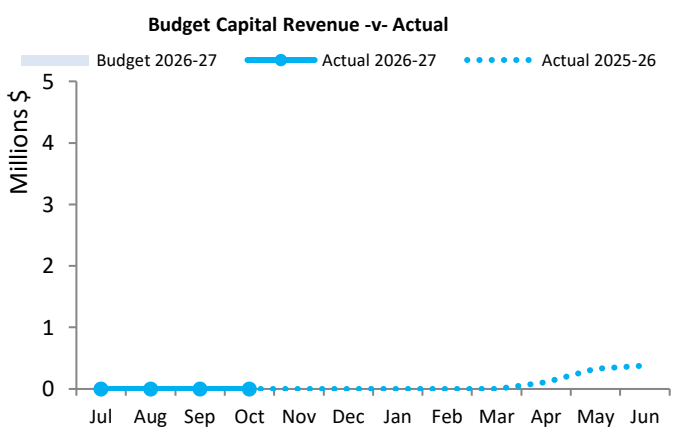

CAPITAL EXPENSES

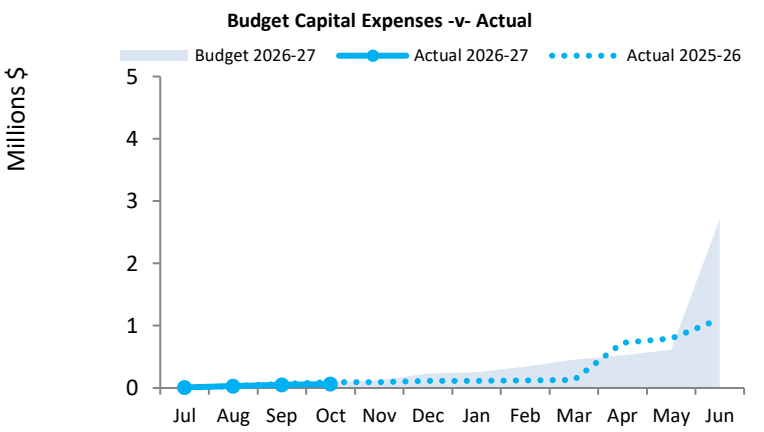

FINANCING ACTIVITIES

BORROWINGS

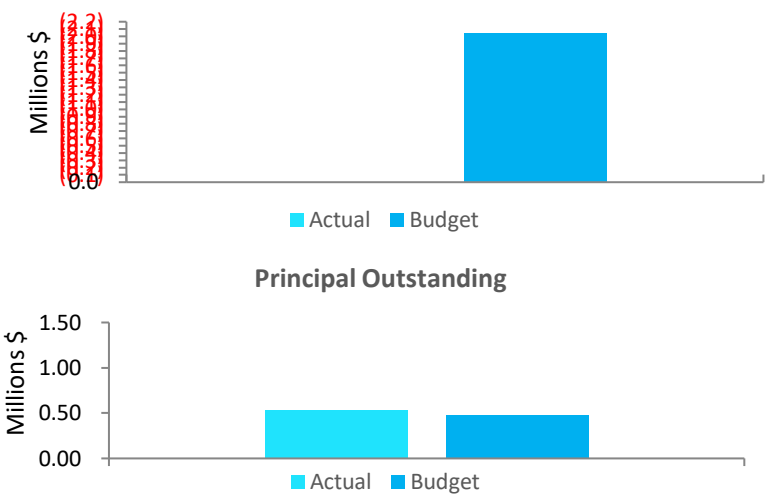

RESERVES



Closing funding surplus / (deficit)

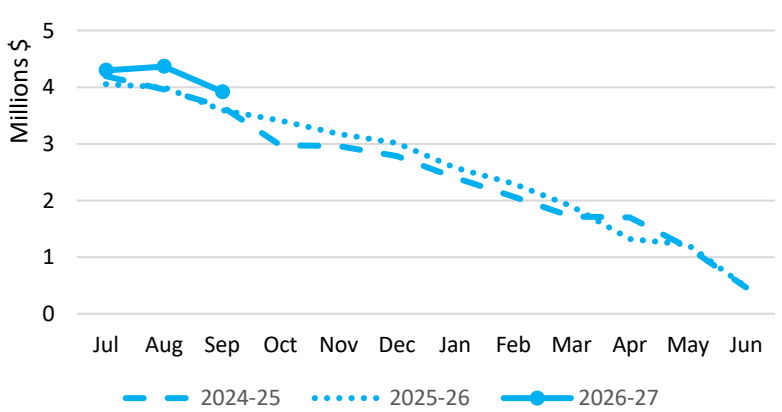

This information is to be read in conjunction with the accompanying Financial Statements and Notes.

3 CASH AND FINANCIAL ASSETS AT AMORTISED COST

Description	Classification	Unrestricted	Reserve Accounts	Total	Trust	Institution	Interest Rate	Maturity Date
		$	$	$	$			
Municipal fund	Cash and cash equivalents	1,251,628	0	1,251,628	0	NAB	4.65%	N/A
Term deposit	Financial assets at amortised cost	1	2,127,877	2,127,878	0	NAB	5.30%	22/12/2026
Term deposit	Financial assets at amortised cost	1,000,000	0	1,000,000	0	NAB	5.05%	26/11/2026
Term deposit	Financial assets at amortised cost	1,000,000	0	1,000,000	0	NAB	5.25%	15/02/2027
Floats	Cash and cash equivalents	550	0	550	0	N/A	N/A	N/A
Total		**3,252,179**	**2,127,877**	**5,380,056**	**0**			
Comprising								
Cash and cash equivalents		1,252,178	0	1,252,178	0			
Financial assets at amortised cost - Term Deposits		2,000,001	2,127,877	4,127,878	0			
		3,252,179	**2,127,877**	**5,380,056**	**0**			

KEY INFORMATION

Cash and cash equivalents include cash on hand, cash at bank, deposits available on demand with banks and other short term highly liquid investments with original maturities of three months or less that are readily convertible to known amounts of cash and which are subject to an insignificant risk of changes in value.

Bank overdrafts are reported as short term borrowings in current liabilities in the statement of net current assets.

The local government classifies financial assets at amortised cost if both of the following criteria are met:

- the asset is held within a business model whose objective is to collect the contractual cashflows, and
- the contractual terms give rise to cash flows that are solely payments of principal and interest.

Financial assets at amortised cost held with registered financial institutions are listed in this note other financial assets at amortised cost are provided in Note 8 - Other assets.

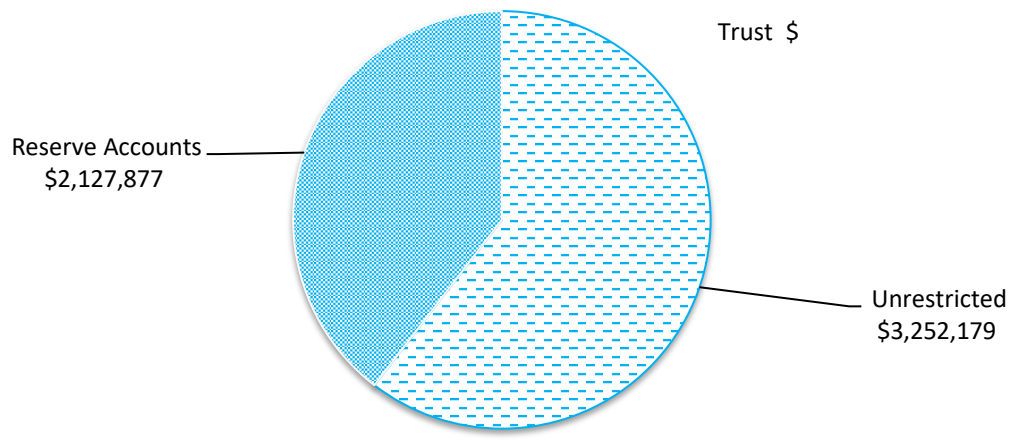

4 RESERVE ACCOUNTS

Reserve account name	Budget Opening Balance	Budget Transfers In (+)	Budget Transfers Out (-)	Budget Closing Balance	Actual Opening Balance	Actual Transfers In (+)	Actual Transfers Out (-)	Actual Closing Balance
	$	$	$	$	$	$	$	$
Reserve accounts restricted by Council								
Reserve account - by council - Road and drainage	312,711	82,821	0	395,532	312,711			312,711
Reserve account - by council - Library	29,463	1,208	0	30,671	29,463			29,463
Reserve account - by council - Staff leave	260,893	10,697	0	271,590	260,893			260,893
Reserve account - by council - Building and infras	974,272	151,667	(250,000)	875,939	974,272			974,272
Reserve account - by council - Plant replacement	196,252	8,046	0	204,298	196,251			196,251
Reserve account - by council - Information Techn	28,509	1,169	0	29,678	28,508			28,508
Reserve account - by council - Public art	24,158	990	0	25,148	24,159			24,159
Reserve account - by council - Legal costs	86,690	3,554	0	90,244	86,690			86,690
Reserve account - by council - Investment	214,930	958,812	(100,000)	1,073,742	214,930			214,930
	2,127,877	**1,218,964**	**(350,000)**	**2,996,842**	**2,127,877**	**0**	**0**	**2,127,877**

5 CAPITAL ACQUISITIONS

Capital acquisitions	Adopted Budget	YTD Budget	YTD Actual	YTD Variance
	$	$	$	$
Buildings - specialised	118,000	30,000	17,840	(12,160)
Plant and equipment	110,000	0	0	0
Acquisition of property, plant and equipment	**228,000**	**30,000**	**17,840**	**(12,160)**
Infrastructure - roads	140,000	0	0	0
Infrastructure - Footpaths	45,000	45,000	0	(45,000)
Infrastructure - Drainage	2,120,000	0	31,463	31,463
Infrastructure - Parks and Ovals	92,000	20,000	12,415	(7,585)
Infrastructure - Other	90,000	0	0	0
Acquisition of infrastructure	**2,487,000**	**65,000**	**43,878**	**(21,122)**
Total capital acquisitions	**2,715,000**	**95,000**	**61,718**	**(33,282)**
Capital Acquisitions Funded By:				
Borrowings	2,000,000	0	0	0
Other (disposals & C/Fwd)	3,076,000	0	0	0
Reserve accounts				
Reserve account - by council - Building and infrastructure	180,000	0	0	0
Reserve account - by council - Investment	100,000	0	0	0
Contribution - operations	(2,641,000)	95,000	61,718	(33,282)
Capital funding total	**2,715,000**	**95,000**	**61,718**	**(33,282)**

KEY INFORMATION

Initial recognition

An item of property, plant and equipment or infrastructure that qualifies for recognition as an asset is measured at its cost.

Upon initial recognition, cost is determined as the amount paid (or other consideration given) to acquire the assets, plus costs incidental to the acquisition. The cost of non-current assets constructed by the Shire includes the cost of all materials used in construction, direct labour on the project and an appropriate proportion of variable and fixed overheads. For assets acquired at zero cost or otherwise significantly less than fair value, cost is determined as fair value at the date of acquisition.

Assets for which the fair value as at the date of acquisition is under $5,000 are not recognised as an asset in accordance with *Local Government (Financial Management) Regulation 17A(5).* These assets are expensed immediately.

Where multiple individual low value assets are purchased together as part of a larger asset or collectively forming a larger asset exceeding the threshold, the individual assets are recognised as one asset and capitalised.

Individual assets that are land, buildings and infrastructure acquired between scheduled revaluation dates of the asset class in accordance with the Shire's revaluation policy, are recognised at cost and disclosed as being at reportable value.

Measurement after recognition

Plant and equipment including furniture and equipment and right-of-use assets (other than vested improvements) are measured using the cost model as required under *Local Government (Financial Management) Regulation 17A(2).* Assets held under the cost model are carried at cost less accumulated depreciation and any impairment losses being their reportable value.

Reportable Value

In accordance with *Local Government (Financial Management) Regulation 17A(2),* the carrying amount of non-financial assets that are land and buildings classified as property, plant and equipment, investment properties, infrastructure or vested improvements that the local government controls.

Reportable value is for the purpose of *Local Government (Financial Management) Regulation 17A(4)* is the fair value of the asset at its last valuation date minus (to the extent applicable) the accumulated depreciation and any accumulated impairment losses in respect of the non-financial asset subsequent to its last valuation date.

5 CAPITAL ACQUISITIONS (CONTINUED) - DETAILED

Capital expenditure total
Level of completion indicators

0%
20%
40%
60%
80%
100%
Over 100%

Percentage Year to Date Actual to Annual Budget expenditure where the
expenditure over budget highlighted in red.

		Account Description	Adopted Budget	YTD Budget	YTD Actual	Variance (Under)/Over
			$	$	$	$
R	Land and buildings					0
R	PRO00071	Replace workshop door at depot	6,000	0	0	0
R	PRO00072	Manners Hill Park - replace locks on public toilets	10,000	0	0	0
N/U	PRO00073	Keanes Point - replace locks on public toilet	5,000	0	0	0
N/U	PRO00074	Retaining wall/equipment bays/lay down area at the depot	30,000	30,000	17,840	12,160
R	PRO00075	Library - design main entry weather protection structure	9,000	0	0	0
N/U	PRO00076	Library - renewal works for appliances, fixtures and fittings	15,000	0	0	0
N/U	PRO00077	Library - new automatic door	15,000	0	0	0
N/U	PRO00078	Library - people counter to count foot traffic	5,000	0	0	0
R	PRO00079	Library - dynalight upgrade	5,000	0	0	0
R	PRO00080	Library - repainting of various outside areas	10,000	0	0	0
	PRO00081	Admin - kitchen floor replacement	8,000	0	0	0
						0
	Plant and equipment					0
N/U	PRO00069	Replace Works utility vehicle with ev/hybrid	55,000	0	0	0
N/U	PRO00070	Replace Parks utility vehicle with ev/hybrid	55,000	0	0	0
						0
	Infrastructure - roads					0
R	PRO00063	Minor kerb renewal	20,000	0	0	0
N/U	PRO00082	Manners Hill Park tennis club/Keane St parking/drainage facilities construction	30,000	0	0	0
N/U	PRO00083	Wombat crossing on Keane St at Cottesloe Primary School	90,000	0	0	0
						0
	Infrastructure - footpaths					0
R	PRO00062	Minor footpath renewal works	45,000	45,000	0	45,000
						0
	Infrastructure - drainage					0
R	PRO00059	Drainage renewal works	20,000	0	0	0
N/U	PRO00060	Relocation of Johnston St sump	2,100,000	0	31,463	(31,463)
						0
	Infrastructure - parks and ovals					0
R	PRO00064	Admin - Replace 4 x bollard lights (asserts 44,47,48,49)	12,000	0	6,338	(6,338)
R	PRO00065	Keanes Point - Replacement of surface and net/pole	20,000	0	0	0
N/U	PRO00066	Keanes Point - replace solar lights x 2 (asset 12 and 209)	20,000	0	0	0
N/U	PRO00067	Keanes Point - replace 2 x drink fountains (asset 8 and 165)	20,000	20,000	0	20,000
R	PRO00068	Manners Hill Park - Structural investigation of retaining wall along southern end of tennis courts/Johnston St	5,000	0	0	0
N/U	PRO00084	Fencing for dinghy compound - Johnston St	15,000	0	6,077	(6,077)
						0
	Infrastructure - other					0
R	PRO00061	First stage of renewal works - piling replacement as per 2024 report	90,000	0	0	0
			2,715,000	**95,000**	**61,718**	**33,282**

6 DISPOSAL OF ASSETS

Asset Ref.	Asset description	Budget Net Book Value	Budget Proceeds	Budget Profit	Budget (Loss)	YTD Actual Net Book Value	YTD Actual Proceeds	YTD Actual Profit	YTD Actual (Loss)
		$	$	$	$	$	$	$	$
	Buildings								
	Johnston St sump	2,100,000	3,000,000	900,000	0	0	0	0	0
	Plant and equipment								
	Works vehicle	25,000	38,000	13,000	0	0	0	0	0
	Park vehicle	25,000	38,000	13,000	0	0	0	0	0
		2,150,000	**3,076,000**	**926,000**	**0**	**0**	**0**	**0**	**0**

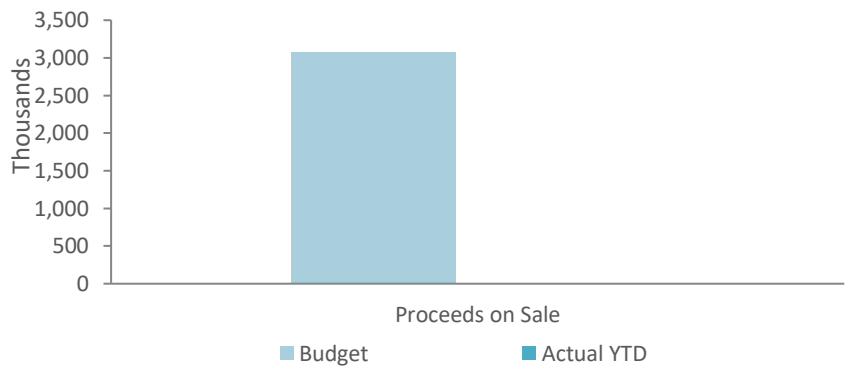

7 RECEIVABLES

Rates receivable	30 Jun 2026	31 Oct 2026
	$	$
Opening arrears previous year	(56,323)	(56,323)
Levied this year	3,856,666	4,021,070
Less - collections to date	(3,856,666)	(2,944,504)
Net rates collectable	**(56,323)**	**1,020,243**
% Collected	101.5%	74.3%

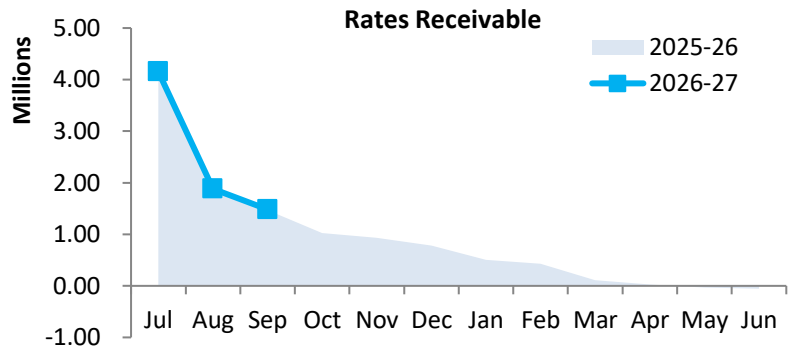

Receivables - general	Credit	Current	30 Days	60 Days	90+ Days	Total
	$	$	$	$	$	$
Receivables - general	0	8,895	18,045	0	0	26,940
Percentage	0.0%	33.0%	67.0%	0.0%	0.0%	
Balance per trial balance						
Trade receivables						26,940
GST receivable						25,716
Total receivables general outstanding						**52,656**

Amounts shown above include GST (where applicable)

KEY INFORMATION

Trade and other receivables include amounts due from ratepayers for unpaid rates and service charges and other amounts due from third parties for goods sold and services performed in the ordinary course of business.

Trade receivables are recognised at original invoice amount less any allowances for uncollectable amounts (i.e. impairment). The carrying amount of net trade receivables is equivalent to fair value as it is due for settlement within 30 days.

Classification and subsequent measurement

Receivables which are generally due for settlement within 30 days except rates receivables which are expected to be collected within 12 months are classified as current assets. All other receivables such as, deferred pensioner rates receivable after the end of the reporting period are classified as non-current assets.

Trade and other receivables are held with the objective to collect the contractual cashflows and therefore the Shire measures them subsequently at amortised cost using the effective interest rate method.

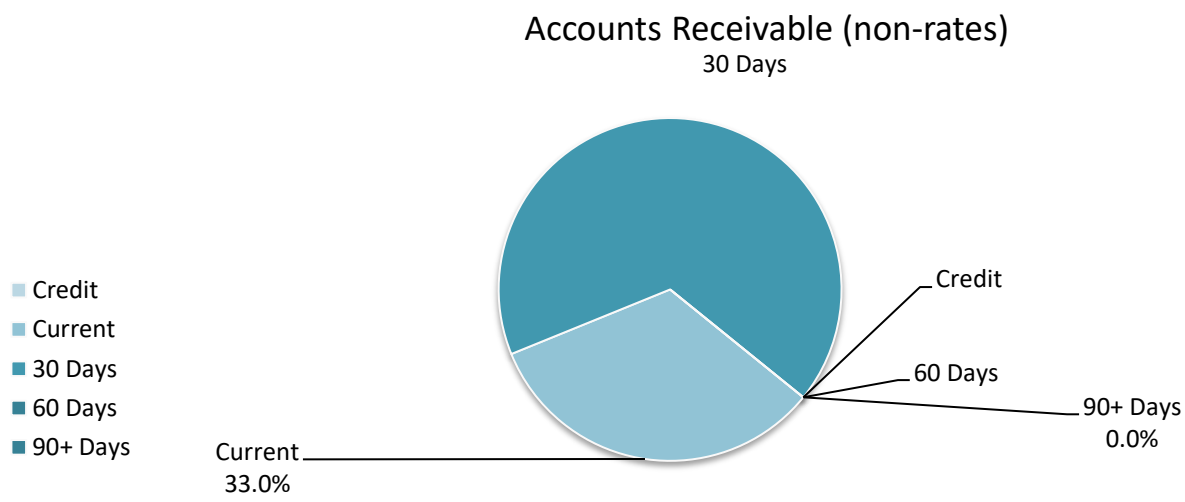

8 OTHER CURRENT ASSETS

Other current assets	Opening Balance 1 July 2026	Asset Increase	Asset Reduction	Closing Balance 31 October 202
	$	$	$	$
Financial assets at amortised cost - term deposits	2,127,878	2,000,000	0	4,127,878
Other assets				
Accrued income	60,782	0	(60,782)	0
Current portion of lease owing	5,795	0	0	5,795
Total other current assets	**2,194,455**	**2,000,000**	**(60,782)**	**4,133,673**

Amounts shown above include GST (where applicable)

KEY INFORMATION

Other financial assets at amortised cost

The Shire classifies financial assets at amortised cost if both of the following criteria are met:

- the asset is held within a business model whose objective is to collect the contractual cashflows, and
- the contractual terms give rise to cash flows that are solely payments of principal and interest.

9 PAYABLES

Payables - general	Credit	Current	30 Days	60 Days	90+ Days	Total
	$	$	$	$	$	$
Payables - general	0	120,642	28,158	(715)	0	148,085
Percentage	0.0%	81.5%	19.0%	-0.5%	0.0%	
Balance per trial balance						
Sundry creditors						148,085
ATO liabilities						36,418
Other payables - Clearing accounts						(2,905)
Other payables - Prepaid income						1,200
Other payables - Bonds and deposits						83,550
Other payables - Accrued expenses						13,764
Other payables - ESL payable						320,466
Other payables - BSL payable						15,734
Total payables general outstanding						**616,312**

Amounts shown above include GST (where applicable)

KEY INFORMATION

Trade and other payables represent liabilities for goods and services provided to the Shire prior to the end of the period that are unpaid and arise when the Shire becomes obliged to make future payments in respect of the purchase of these goods and services. The amounts are unsecured, are recognised as a current liability and are normally paid within 30 days of recognition.
The carrying amounts of trade and other payables are considered to be the same as their fair values, due to their short-term nature.

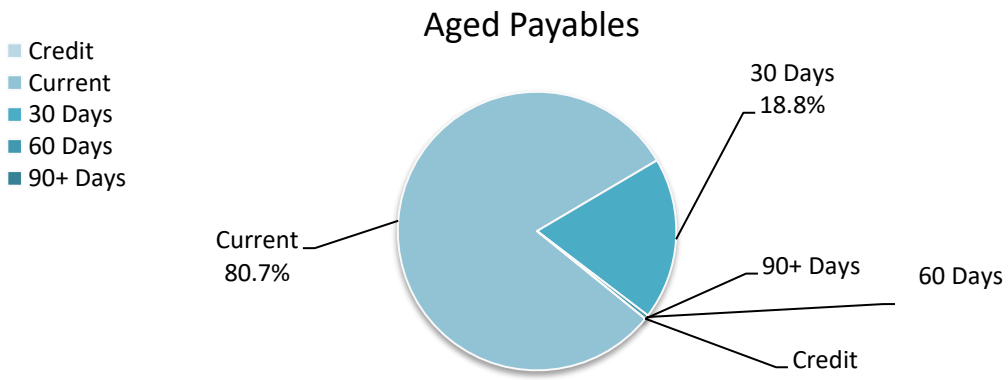

10 BORROWINGS

Repayments - borrowings

Information on borrowings			New Loans		Principal Repayments		Principal Outstanding		Interest Repayments	
Particulars	**Loan No.**	**1 July 2026**	**Actual**	**Budget**	**Actual**	**Budget**	**Actual**	**Budget**	**Actual**	**Budget**
		$	$	$	$	$	$	$	$	$
Library/Community/Admin Centre	42	529,655	0	0	0	(47,663)	529,655	481,992	(1,956)	(45,500)
Road drainage - Johnston St	43	0	0	2,000,000	0	(2,000,000)	0	0	0	(19,000)
Total		**529,655**	**0**	**2,000,000**	**0**	**(2,047,663)**	**529,655**	**481,992**	**(1,956)**	**(64,500)**
Current borrowings		2,047,663					47,663			
Non-current borrowings		-1,518,008					481,992			
		529,655					**529,655**			

All debenture repayments were financed by general purpose revenue.

New borrowings 2026-27

Particulars	Amount Borrowed Actual	Amount Borrowed Budget	Institution	Loan Type	Term Years	Total Interest & Charges	Interest Rate	Amount (Used) Actual	Amount (Used) Budget	Balance Unspent
	$	$				$	%	$	$	$
Road drainage - Johnston St	0	2,000,000	WATC	Debenture	1	19,000	TBC	0	(2,000,000)	

KEY INFORMATION
The City has elected to recognise borrowing costs as an expense when incurred regardless of how the borrowings are applied.

Fair values of borrowings are not materially different to their carrying amounts, since the interest payable on those borrowings is either close to current market rates or the borrowings are of a short term nature.

11 LEASE LIABILITIES

Movement in carrying amounts

Information on leases			New Leases		Principal Repayments		Principal Outstanding		Interest Repayments	
Particulars	**Lease No.**	**1 July 2026**	**Actual**	**Budget**	**Actual**	**Budget**	**Actual**	**Budget**	**Actual**	**Budget**
		$	$	$	$	$	$	$	$	$
ICT equipment	2	52,642	0	0	(4,601)	(10,000)	48,041	42,642	(280)	(3,000)
Photocopiers and phones	3	29,391	0	0	(5,980)	(5,000)	23,411	24,391	(563)	(2,310)
Total		**82,033**	**0**	**0**	**(10,581)**	**(15,000)**	**71,452**	**67,033**	**(843)**	**(5,310)**
Current lease liabilities		32,180					21,599			
Non-current lease liabilities		49,853					49,853			
		82,033					**71,452**			

All lease repayments were financed by general purpose revenue.

KEY INFORMATION

At inception of a contract, the Shire assesses if the contract contains or is a lease. A contract is or contains a lease, if the contract conveys the right to control the use of an identified asset for a period of time in exchange for consideration. At the commencement date, a right of use asset is recognised at cost and lease liability at the present value of the lease payments that are not paid at that date. The lease payments are discounted using that date. The lease payments are discounted using the interest rate implicit in the lease, if that rate can be readily determined. If that rate cannot be readily determined, the Shire uses its incremental borrowing rate.

All contracts classified as short-term leases (i.e. a lease with a remaining term of 12 months or less) and leases of low value assets are recognised as an operating expense on a straight-line basis over the term of the lease.

12 OTHER CURRENT LIABILITIES

Other current liabilities	Note	Opening Balance 1 July 2026	Liability transferred from/(to) non current	Liability Increase	Liability Reduction	Closing Balance 31 October 2026
		$	$	$	$	$
Employee Related Provisions						
Provision for annual leave		152,050	0	0	0	152,050
Provision for long service leave		62,725	0	0	0	62,725
Total Provisions		214,775	0	0	0	214,775
Total other current liabilities		**214,775**	**0**	**0**	**0**	**214,775**

Amounts shown above include GST (where applicable)

A breakdown of contract liabilities and associated movements is provided on the following pages at Note

KEY INFORMATION

Provisions

Provisions are recognised when the Shire has a present legal or constructive obligation, as a result of past events, for which it is probable that an outflow of economic benefits will result and that outflow can be reliably measured.
Provisions are measured using the best estimate of the amounts required to settle the obligation at the end of the reporting period.

Employee Related Provisions

Short-term employee benefits

Provision is made for the Shire's obligations for short-term employee benefits. Short-term employee benefits are benefits (other than termination benefits) that are expected to be settled wholly before 12 months after the end of the annual reporting period in which the employees render the related service, including wages, salaries and sick leave. Short-term employee benefits are measured at the (undiscounted) amounts expected to be paid when the obligation is settled.
The Shire's obligations for short-term employee benefits such as wages, salaries and sick leave are recognised as a part of current trade and other payables in the calculation of net current assets.

Other long-term employee benefits

The Shire's obligations for employees' annual leave and long service leave entitlements are recognised as employee related provisions in the statement of financial position.

Long-term employee benefits are measured at the present value of the expected future payments to be made to employees. Expected future payments incorporate anticipated future wage and salary levels, durations of service and employee departures and are discounted at rates determined by reference to market yields at the end of the reporting period on government bonds that have maturity dates that approximate the terms of the obligations. Any remeasurements for changes in assumptions of obligations for other long-term employee benefits are recognised in profit or loss in the periods in which the changes occur. The Shire's obligations for long-term employee benefits are presented as non-current provisions in its statement of financial position, except where the Shire does not have an unconditional right to defer settlement for at least 12 months after the end of the reporting period, in which case the obligations are presented as current provisions.

13 GRANTS, SUBSIDIES AND CONTRIBUTIONS

Provider	Unspent grant, subsidies and contributions liability					Grants, subsidies and contributions revenue		
	Liability 1 July 2026	Increase in Liability	Decrease in Liability (As revenue)	Liability 31 Oct 2026	Current Liability 31 Oct 2026	Adopted Budget Revenue	YTD Budget	YTD Revenue Actual
	$	$	$	$	$	$	$	$
Grants and subsidies								
Financial Assistance Grants - General (WALGGC)	0	0	0	0	0	47,139	2,357	2,500
Financial Assistance Grants - Roads (WALGGC)	0	0	0	0	0	24,778	1,239	914
Direct Road Grant - MRWA	0	0	0	0	0	7,000	0	7,033
Grove Library - capex contribution	0	0	0	0	0	53,973	0	0
Grove Library - opex contribution	0	0	0	0	0	1,418,823	709,412	709,410
Infant Health contribution	0	0	0	0	0	10,000	3,335	11,774
Street lighting subsidy	0	0	0	0	0	4,100	0	0
Foreshore bushland project grant	0	0	0	0	0	98,000	0	0
DPIRD - PSHB Local government support scheme grant	120,000		(120,000)	0	0	0	0	0
	120,000	**0**	**(120,000)**	**0**	**0**	**1,663,813**	**716,343**	**731,631**

14 INVESTMENT IN ASSOCIATES

(a) Investment in associate

The table below reflects the financial results of the Shire's investment in associates as reported by the associate.

Aggregate carrying amount of interests in associates accounted for using the equity method are reflected in the table below.

	Adopted Budget Revenue	YTD Budget	YTD Revenue Actual
	$	$	$
Carrying amount at 1 July	0	0	231,675
Carrying amount at 30 June	0	0	231,675

KEY INFORMATION

Investments in associates

An associate is an entity over which the Shire has the power to participate in the financial and operating policy decisions of the investee but not control or joint control of those policies.

Investments in associates are accounted for using the equity method. The equity method of accounting, is whereby the investment is initially recognised at cost and adjusted thereafter for the post-acquisition change in the Shire's share of net assets of the associate. In addition, the Shire's share of the profit or loss of the associate is included in the Shire's profit or loss.